

**CHAMPION BRASS**  
**FITTINGS • CONNECTORS • VALVES**


***BRASS FITTINGS***  
***CATALOG***

**972.228.4341 Phone**

**972.228.4407 Fax**

**[www.ChampionBrass.com](http://www.ChampionBrass.com)**

V20320



# **CHAMPION BRASS**

**FITTINGS • CONNECTORS • VALVES**

## **Terms of Sale**

Payment Terms:	Net 30 Days on Approved Credit
FOB:	DeSoto, Texas
Freight Allowance:	\$1,000.00 Net Order Amount Prepaid to the Continental USA
Prices:	Subject to change without notice. Prices do not include applicable taxes.
Quotations:	Subject to immediate acceptance.

## **Lead Free**

The "Reduction of Lead in Drinking Water Act" went into effect on January 4, 2014 to amend Section 1417 of the Safe Drinking Water Act (SDWA). The new law makes it illegal to sell or install pipes, fittings and fixtures in applications that convey water for human consumption that have a weighted average lead content exceeding 0.25%. Products listed with LF preceding the standard part number comply with the new law. All brass products that do not start with LF are not to be used with potable water.

## **Limited Warranty**

Products sold by Champion Brass are warranted solely against defects in material and workmanship in the performance of the specified functions for which they are designed as set forth in the manufacturer's published specifications.

Should any product or its component fail due to such a defect, Champion Brass will replace the product without charge upon the return of the failed part and evidence of the failure being the result of defective materials or workmanship.


This warranty is the only warranty applicable to Champion Brass products, and is in lieu of any and all other warranties either expressed or implied, including any warranty of merchantability or fitness. Champion Brass' sole responsibility or liability as a result of any loss or damage due to failure shall be to replace the failed product and shall bear no liability for any incidental or consequential damages to person or property.

## QUICK CHAPTER REFERENCE

[T.O.C.](#)













<b>PIPE THREAD</b> & Bulkhead Adapters	<b>A</b>
<b>SAE 45° FLARE</b> & Inverted Flare	<b>B</b>
<b>COMPRESSION</b> Standard, Double, A-Lign, & Poly-Fit	<b>C</b>
<b>PUSH-TO-CONNECT</b> Brass, Composite, Nickel-Plated, Stainless Steel, & All Metric	<b>D</b>
<b>D.O.T. PUSH-TO-CONNECT</b> Brass D.O.T. & Composite D.O.T.	<b>E</b>
<b>AIR BRAKE</b> for Copper Tubing, Nylon Tubing, Rubber Hose, & Split Ring Transmission	<b>F</b>
<b>P.O.L.</b> L.P. Gas Adapters	<b>G</b>
<b>GARDEN HOSE</b> Garden Hose Thread, Adapters, & Hose Ends	<b>H</b>
<b>HOSE BARB</b> General Purpose, Beaded Hose, Welding Hose, & Push-Lock Hose	<b>I</b>
<b>VALVES</b> Needle, Ball, Ground, Truck, Special Duty, Special Service, Air & Drain Cock	<b>J</b>
<b>FERRULES, TUBES, ACCESSORIES</b> Brass Ferrules, Polyethylene & Nylon Tubing, & Accessories	<b>K</b>
<b>NUMERICAL PARTS INDEX</b>	<b>L</b>

[ID.](#)




A	<p><b>SAE &amp; Commercial Grade</b></p> <p><b>PIPE THREAD</b></p> <p>Page 2</p>	A	<p><b>Bulkheads</b></p> <p><b>PIPE THREAD</b></p> <p>Page 10</p>
	<p><b>SAE 45° Flare &amp; Inverted Flare</b></p> <p><b>FLARE</b></p> <p>Page 14                      Page 22</p>		<p><b>Standard 3-Piece Compression</b></p> <p><b>COMPRESSION</b></p> <p>Page 24</p>
C	<p><b>“A-Lign” Captured Sleeve &amp; Double Compression</b></p> <p><b>COMPRESSION</b></p> <p>Page 30                      Page 29</p>	C	<p><b>Poly-Fit, Pre-Assembled with Insert</b></p> <p><b>COMPRESSION</b></p> <p>Page 32</p>
D	<p><b>Brass PTC</b></p> <p><b>PUSH-TO-CONNECT “PTC”</b></p> <p>Page 34</p>	D	<p><b>Composite PTC</b></p> <p><b>PUSH-TO-CONNECT “PTC”</b></p> <p>Page 37</p>
E	<p><b>Nickel-Plated Plastic Collet PTC</b></p> <p><b>PUSH-TO-CONNECT “PTC”</b></p> <p>Page 42</p>	D	<p><b>Nickel-Plated Nickel Collet &amp; Stainless Steel PTC</b></p> <p><b>PUSH-TO-CONNECT “PTC”</b></p> <p>Page 46                      Page 50</p>
F	<p><b>Metric PTC</b></p> <p><b>METRIC PUSH-TO-CONNECT “PTC”</b></p> <p>Metric Size Fittings through Chapter - Quick Guide Page 49</p>	D	<p><b>Brass D.O.T. PTC</b></p> <p><b>D.O.T. PUSH-TO-CONNECT “PTC”</b></p> <p>Page 52</p>

# TABLE OF CONTENTS

<p><b>Composite D.O.T. PTC</b></p>  <p>Page 55</p> <p><b>D.O.T. PUSH-TO-CONNECT "PTC"</b></p>	<p><b>For Copper Tubing</b></p>  <p>Page 58</p> <p><b>AIR BRAKE</b></p>	T.O.C.
<p><b>For D.O.T. Nylon Tubing</b></p>  <p>Page 59</p> <p><b>AIR BRAKE</b></p>	<p><b>For J1402 Rubber Hose</b></p>  <p>Page 62</p> <p><b>AIR BRAKE</b></p>	A
<p><b>Split Ring Transmission</b></p>  <p>Page 64</p> <p><b>AIR BRAKE</b></p>	<p><b>L.P. Gas Adapters</b></p>  <p>Page 65</p> <p><b>P.O.L.</b></p>	B
<p><b>Garden Hose Thread, Adapters, &amp; Hose Ends</b></p>  <p>Page 66</p> <p><b>GARDEN HOSE</b></p>	<p><b>General Purpose, Beaded, &amp; Welding Hose</b></p>  <p>Page 70</p> <p><b>HOSE BARB</b></p>	C
<p><b>Grip-On for Push-Lock Hose</b></p>  <p>Page 75</p> <p><b>HOSE BARB</b></p>	<p><b>Needle, Ball, Ground, Truck, &amp; Special Valves</b></p>  <p>Page 79</p> <p><b>VALVES</b></p>	D
<p><b>Air &amp; Drain Cock Valves</b></p>  <p>Page 84</p> <p><b>VALVES</b></p>	<p><b>Brass Ferrules, Tubing, &amp; Accessories</b></p>  <p>Page 88</p> <p><b>FERRULES, TUBE, &amp; ACCESSORIES</b></p>	E

**"Don't see what you need? Call us today!"**



**A PIPE THREAD FITTINGS**

- SAE & Commercial Grade .....[2](#)
- Bulkheads .....[10](#)

**B FLARE FITTINGS**

- SAE 45° Flare, SAE Grade .....[14](#)
- Inverted Flare, SAE Grade .....[22](#)

**C COMPRESSION FITTINGS**

- Standard Brass, 3-Piece .....[24](#)
- Double Compression, 2-Piece .....[29](#)
- Self-Align Compression .....[30](#)
- Poly-Fit, Pre-assembled with insert .....[32](#)

**D PUSH-TO-CONNECT FITTINGS**

- Brass PTC .....[34](#)
  - (D.O.T. Approved Brass PTC .....[52](#))
- Composite PTC .....[37](#)
  - (D.O.T. Approved Composite PTC .....[55](#))
- Nickel-Plated Plastic Collet PTC .....[42](#)
- Nickel-Plated Nickel Collet PTC.....[46](#)
- Stainless Steel PTC .....[50](#)

**D METRIC PUSH-TO-CONNECT**

- Metric Composite PTC .....[37](#)
- Metric Nickel-Plated Plastic Collet PTC ...[42](#)
- Metric Nickel-Plated Nickel Collet PTC ....[46](#)

**E D.O.T. PUSH-TO-CONNECT**

- Brass D.O.T. PTC .....[52](#)
- Composite D.O.T. PTC .....[55](#)

**F AIR BRAKE - D.O.T. APPROVED**

- for Copper Tube .....[58](#)
- for Nylon Tube .....[59](#)
- for J1402 Rubber Hose .....[62](#)
- Split Ring Transmission .....[64](#)

**G P.O.L.**

- L.P. Gas Adapters .....[65](#)

**H GARDEN HOSE THREAD**

- Adapters & Hose Ends .....[66](#)

**I HOSE BARBS**

- General Purpose Hose .....[70](#)
- Beaded Hose Barb .....[74](#)
- Grip-On for Push-Lock Hose .....[75](#)
- Welding Hose .....[78](#)

**J VALVES**

- Needle .....[79](#)
- Mini Ball & Ball .....[80](#)
- Truck .....[82](#)
- Special Duty .....[82](#)
- Special Service .....[83](#)
- Air & Drain Cock .....[84](#)
- Ground Plug .....[87](#)

**K FERRULES, TUBING, TOOLS & ACC.**

- Hose Ferrules .....[88](#)
- Tools & Accessories.....[90](#)
- Tubing .....[91](#)

**L INDEX OF PARTS** .....[92](#)

# NUMBERING SYSTEM

T.O.C.

Each part number indicates the style of the fitting and the size. The letter and/or numbers preceding the dash indicate the style and the letters and/or numbers following the dash indicate the size.

For example, E1-4A is an extruded elbow, flare to male pipe thread. The size is 1/4" OD tube by 1/8" male pipe.

When there is a letter "F" immediately preceding the dash, a forged fitting is indicated (when available). For example, E1F-45 is a forged elbow, flare to male pipe thread. The size is 1/4" OD tube by 1/8" male pipe thread.


ALL TUBING SIZES IN THIS CATALOG ARE O.D. TUBE SIZE UNLESS OTHERWISE INDICATED.

The numbers and/or letters following the dash show the sizes of the fitting in accordance with the following specifications:

O.D. TUBE SIZES	
-2	1/8"
-2.5	5/32"
-3	3/16"
-4	1/4"
-5	5/16"
-6	3/8"
-7	7/16"
-8	1/2"
-10	5/8"
-12	3/4"
-14	7/8"
-16	1"

PIPE SIZES	
-X	1/16"
-A	1/8"
-B	1/4"
-C	3/8"
-D	1/2"
-E	3/4"
-F	1"

ID.



# CHAMPION BRASS

FITTINGS • CONNECTORS • VALVES

## IDENTIFICATION OF FITTINGS

	STYLE IS GENERALLY IDENTIFIED BY	COMPRESSION	A-LIGN	POLY FIT	POLY PUSH	NAB NYLON AIR BRAKE	COPPER AIR BRAKE	FLARE	INVERTED FLARE
SLEEVES	60	60A-	X	260PF	X	60NAB-	260A	X	X
NUTS	61	61A-	961A-	261PF-	X	61NAB-	261A-	N1	41I-
UNIONS	62	62A-	962A-	262PF-	262PP-	62NAB-	262A-	U2	42I-
UNION TEES	64	64A-	964A-	264PF-	264PP-	64NAB-	264A-	T2	44I-
UNION ELBOW	65	65A-	965A-	265PF-	265PP-	65NAB-	265A-	E2	X
FEMALE CONNECTORS	66	66A-	966A-	266PF-	266PP-	66NAB-	266A-	U3	46I-
MALE CONNECTORS	68	68A-	968A-	268PF-	268PP-	68NAB-	268A-	U1	48I-
MALE ELBOWS	69	69A-	969A-	269PF-	269PP-	69NAB-	269A-	E1	49I-
FEMALE ELBOW	70	70A-	970A-	270PF-	270PP-	70NAB-	270A-	E3	50I-
MALE RUN TEE	71	71A-	971A-	271PF-	271PP-	71NAB-	271A-	T3	51I-
MALE BRANCH TEE	72	72A-	972A-	272PF-	272PP-	72NAB-	272A-	T1	X
45 MALE ELBOW	79	6945A-	96945A-	X	279PP-	79NAB-	279A-	E1-45	94I-


## THREAD SPECIFICATIONS

TYPE FITTING	OD TUBE SIZE										
	1/8	3/16	1/4	5/16	3/8	7/16	1/2	5/8	3/4	7/8	1
45° Flare	5/16 x24	3/8 x24	7/16 x20	1/2 x20	5/8 x18	11/16 x16	3/4 x16	7/8 x14	1-1/16 x14	1-1/4 x12	1-3/8 x12
Compression A-Lign	5/16 x24	3/8 x24	7/16 x24	1/2 x24	9/16 x24	5/8 x24	11/16 x20	13/16 x18	1 x18	1-1/8 x18	
Inverted Flare	5/16 x28	3/8 x24	7/16 x24	1/2 x20	5/8 x18	11/16 x18	3/4 x18	7/8 x18	1-1/16 x16		
Double Compression	5/16 x24	3/8 x24	7/16 x24	1/2 x20	9/16 x20	5/8 x18	11/16 x16	7/8 x18			
Poly-Fit	5/16 x24	3/8 x24	3/8 x24	7/16 x24	1/2 x24		11/16 x20				
Air Brake			7/16 x24		17/32 x24		11/16 x20	13/16 x18	1 x18		
Pipe	1/8 x27		1/4 x18		3/8 x18		1/2 x14		3/4 x14		1 x 11-1/2



# BRASS FITTING SELECTION & APPLICATION GUIDE

FITTINGS CATEGORIES	DOUBLE BARBS	POLY-FIT	DOUBLE COMPRESSION	PIPE		INVERTED FLARE	SAE 45 FLARE	COMPRESSION	A-LIGN	COPPER AIR BRAKE	NYLON AIR BRAKE	POLY PUSH
TYPE MATERIAL	BRASS	BRASS	BRASS	BRASS		BRASS	BRASS	BRASS	BRASS	BRASS	BRASS	BRASS
TUBE SIZE	5/32	1/8	1/8	1/8	3/4	1/8	1/8	1/8	1/8	1/4	1/4	1/8
(O.D. RANGE IN INCHES)	1/2	1/2	3/8	1/2	1	5/8	1	3/4	3/4	3/4	3/4	1/2
MAXIMUM WORKING PRESSURE (PSI) DEPENDS ON TUBING MATERIAL, O.D., WALL THICKNESS AND FITTING	135	150	500	1200	1000	2000	2000	400	800	150	150	250
VIBRATION CHARACTERISTICS												
FAIR			*	*				*		*		
GOOD							*		*			
EXCELLENT	*	*				*					*	*
TUBING												
COPPER		1*	*			*	*	*	*	*		*
STEEL						*	*					
ALUMINUM		1*	*			*	*	*	*			*
POLYETHYLENE	*	*						*	*			*
NYLON								*	*	*	*	*
POLYVINYL CHLORIDE (PVC)		*						*	*			
BUNDY						*	*	2*	2*			
CONFORMANCE												
SAE				*		*	*	*		*	*	
ASA			*	*		*	*	*				
ASME			*	*		*	*	*				
DOT										*	*	
APPLICATION												
INSTRUMENTATION	*	*		*		*	*	*	*	*	*	*
OIL-AIR-WATER	*	*	*	*		*	*	*	*	*	*	*
REFRIGERATION							*					
HYDRAULIC SYSTEMS				*		*	*	*				
COOLING SYSTEMS	*	*	*	*		*	*	*	*	*	*	*
LUBRICATION SYSTEMS	*	*	*	*		*	*	*	*	*	*	*
AIR BRAKE										*	*	*
1-BRASS SLEEVE      * -RECOMMENDED APPLICATION 2-TIN DIPPED												



---

**FLARE FITTINGS,  
45°, AND  
INVERTED FLARE**

1. Cut tubing squarely and remove all burrs
2. Slide nut on tube, threaded end of nut facing out
3. Flare end of tubing
4. Lubricate threads
5. Position flare against the nose of the fitting and assemble nut to body, finger tight
6. Tighten nut onto body with wrench until snug, plus 1/16th turn

---

**AIR BRAKE -  
NYLON TUBING**

1. Cut tubing squarely and remove all burrs
2. Slide tubing into pre-assembled fitting until tube bottoms in body
3. Tighten assembly with wrench

---

**AIR BRAKE -  
COPPER TUBING**

1. Cut tubing squarely and remove all burrs
2. Slide tubing into pre-assembled fitting until the tube bottoms
3. Tighten assembly with wrench

---

**A-LIGN**

1. Cut tubing squarely and remove all burrs
2. Slide tubing into pre-assembled fitting until the tube bottoms
3. Tighten the assembly with a wrench, completing the compression of the sleeve

---

**COMPRESSION AND  
THREADED SLEEVE**

1. Cut tubing squarely and remove all burrs
2. Slide the nut and then the sleeve onto the tubing, thread end of the nut facing out  
In case of the threaded sleeve fitting, the nut incorporates the sleeve in a single piece
3. Insert the tube into the fitting until it bottoms out
4. Lubricate threads
5. Assemble nut to body, finger tight
6. Tighten assembly with wrench, completing the compression of the sleeve

---

**POLY-FIT**

1. Cut tubing squarely and remove all burrs
2. Slide tubing into pre-assembled fitting until the tube bottoms
3. Plastic sleeve - finger tight; Brass sleeve - finger tight plus 1/2 turn

---

**POLY-PUSH**

1. Cut tubing squarely and remove all burrs
2. Push tubing into the fitting until it bottoms
3. To release, manual pressure on the top of the release collar allows the teeth to open so that the tube can be pulled out

---

**AIR BRAKE -  
HOSE ENDS**

1. Slide nut onto the hose
2. Slide the tapered end of the sleeve onto the hose facing the fitting
3. Insert the hose completely into the fitting until it bottoms
4. Nut is tightened until making contact with the body
5. Do not reuse sleeves. Bodies and nuts should always be re-inspected

---


**DOUBLE BARBS**

1. Push the tubing over both barbs making sure that it is squarely cut
- 

Published literature at the time of initial publication reflects all current design, dimensions and performance data. However, in keeping with our policy of upgrading products on an on-going basis, modifications may result in changes in design, dimensions, and/or performance not shown in our catalog. Working pressures and other technical information have been prepared from sources deemed to be reliable but no responsibility can be assumed by Champion Brass for the accuracy of this information under various field conditions. It should be considered as a recommendation only and not a guarantee.

## **EXTRUDED FITTINGS (BARSTOCK)**

Special shaped bars, as well as hexagon and round bars, are extruded to the required shape, then drawn to size, cut to length, and straightened. To do this, the solid, round billet, varying from 8 to 12 inches in diameter, is heated and then forced by a pressure of approximately 80,000 pounds per square inch through a die of the desired shape. The resulting bar is cooled and then drawn again thru additional dies to the desired shape. After straightening, the bar is ready for machining. The process produces a dense, non-porous material.



## **FORGED FITTINGS**

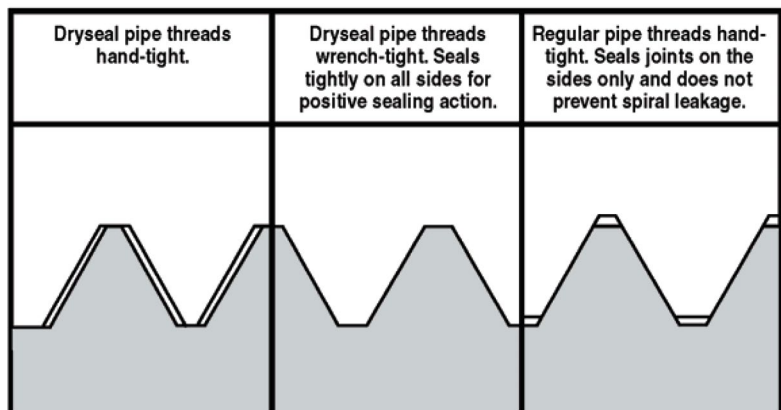
Brass for forged fittings is extruded into round bars, cut to length, and then straightened. After straightening, the bars are cut into short lengths (slugs), reheated to the pliable state and pressed between upper and lower die cavities at a pressure in excess of 25,000 pounds per square inch. After cooling, the excess material is trimmed away and the forged blank is ready for machining. This process produces a uniform piece of brass with exceptional strength. Because the grain flow follows the contour of the blank, the finished fitting has high impact strength and is resistant to mechanical shock and vibration.



## **DRYSEAL PIPE THREADS**

Pipe threads are made to the Dryseal USA (American) Standards Taper Pipe Thread standard, known as NPTF, which seals joints pressure tight. (Or shortened to NPT.)

The dryseal pipe thread roots are wider than the crests. When the threads are wrenched together, the roots crush the sharper crests of the mating threads. This forms a metal to metal seat. Dryseal threads improve the seating characteristics, especially when a thread sealant is used.





**A**



**100A**  
90° Elbow  
SAE 130238

PART No.	FPT	FPT
100A-A	1/8	
100A-B	1/4	
100A-C	3/8	
100A-D	1/2	
100A-E	3/4	
100A-BA*	1/4	1/8
100A-CB*	3/8	1/4

\*Forged



**101A**  
Tee  
SAE 130438

PART No.	FPT
101A-A	1/8
101A-B	1/4
101A-C	3/8
101A-D	1/2
101A-E	3/4




**102A**  
Cross

PART No.	FPT
102A-A	1/8
102A-B	1/4
102A-C	3/8
102A-D	1/2
102A-E	3/4



**100AF**  
90° Elbow  
FORGED

PART No.	FPT	FPT
100AF-A	1/8	
100AF-B	1/4	
100AF-C	3/8	
100AF-D	1/2	
100AF-E	3/4	
100AF-CB	3/8	1/4
100AF-DC	1/2	3/8




**101AF**  
Tee  
FORGED

PART No.	FPT (1)	FPT (2)	FPT (3)
101AF-A	1/8		
101AF-B	1/4		
101AF-C	3/8		
101AF-D	1/2		
101AF-E	3/4		
101AF-BBA	1/4	1/4	1/8
101AF-DDC	1/2	1/2	3/8
101AF-EED	3/4	3/4	1/2



**102AF**  
Cross  
FORGED

PART No.	FPT
102AF-A	1/8
102AF-B	1/4
102AF-C	3/8
102AF-D	1/2



**100A-45**  
45° Elbow

PART No.	FPT
100A-45-A	1/8
100A-45-B	1/4
100A-45-C*	3/8
100A-45-D*	1/2
100X-45-D	1/2

\*Cast Brass



**103A**  
Coupling

PART No.	FPT
103A-A	1/8
103A-B	1/4
103A-C	3/8
103A-D	1/2
103A-E	3/4



**103AH**  
Heavy Coupling  
SAE 130438

PART No.	FPT
103AH-A	1/8
103AH-B	1/4
103AH-C	3/8
103AH-D	1/2
103AH-E	3/4
103AH-F	1



**104A**  
Ground Joint Union

PART No.	FPT
104A-A	1/8
104A-B	1/4
104A-C	3/8
104A-D	1/2
104A-E*	3/4

\*Forged



**109A**  
Cored Plug  
SQUARE HEAD

PART No.	MPT
109A-A*	1/8
109A-B*	1/4
109A-C*	3/8
109A-D	1/2
109A-E	3/4
109A-F	1

\*Solid



**110A**  
Hex Head Bushing

PART No.	MPT	FPT
110A-BA	1/4	1/8
110A-CA*	3/8	1/8
110A-CB	3/8	1/4
110A-DA	1/2	1/8
110A-DB	1/2	1/4
110A-DC	1/2	3/8
110A-EA	3/4	1/8
110A-EB	3/4	1/4
110A-EC	3/4	3/8
110A-ED	3/4	1/2
110A-FB*	1	1/4
110A-FC*	1	3/8
110A-FD*	1	1/2
110A-FE*	1	3/4

\*Heavy



**108A**  
Cap

PART No.	FPT
108A-A	1/8
108A-B	1/4
108AL-B*	1/4
108A-C	3/8
108A-D	1/2
108A-E	3/4
108A-F	1

\*Long



**109AS**  
Solid Plug  
SQUARE HEAD

PART No.	MPT
109AS-D	1/2
109AS-E	3/4



**110FB**  
Face Bushing

PART No.	MPT	FPT
110FB-BA	1/4	1/8
110FB-CB	3/8	1/4
110FB-DB	1/2	1/4
110FB-DC	1/2	3/8
110FB-ED	3/4	1/2



**110AH**  
Heavy Bushing  
Hex Head  
SAE 130140

PART No.	MPT	FPT
110AH-BA	1/4	1/8
110AH-CB	3/8	1/4
110AH-DA	1/2	1/8
110AH-DB	1/2	1/4
110AH-DC	1/2	3/8
110AH-EA	3/4	1/8
110AH-EB	3/4	1/4
110AH-EC	3/4	3/8
110AH-ED	3/4	1/2



**109CS**  
Counter Sunk Plug

PART No.	MPT
109CS-A	1/8
109CS-B	1/4
109CS-C	3/8
109CS-D	1/2
109CS-E	3/4






**A**



**111A**  
Lock Nut

PART No.	FPT
111A-A	1/8
111A-B	1/4
111A-C	3/8
111A-D	1/2
111A-E	3/4



**112A & 113A**  
Yellow Brass Nipple

YELLOW	SCH. 40 RED	SCH. 80 RED	MPT	OAL (INCH)
112A-A	112RB-A	113XH-A	1/8	CLOSE 3/4"
113A-A15	113RB-A15	113XH-A15	1/8	1.5"
113A-A2	113RB-A2	113XH-A2	1/8	2.0"
113A-A25	113RB-A25	113XH-A25	1/8	2.5"
113A-A3	113RB-A3	113XH-A3	1/8	3.0"
113A-A35	113RB-A35	113XH-A35	1/8	3.5"
113A-A4	113RB-A4	113XH-A4	1/8	4.0"
113A-A45	113RB-A45	113XH-A45	1/8	4.5"
113A-A5	113RB-A5	113XH-A5	1/8	5.0"
113A-A55	113RB-A55	113XH-A55	1/8	5.5"
113A-A6	113RB-A6	113XH-A6	1/8	6.0"
	113RB-A7	113XH-A7	1/8	7.0"
	113RB-A8	113XH-A8	1/8	8.0"
	113RB-A9	113XH-A9	1/8	9.0"
	113RB-A10	113XH-A10	1/8	10.0"
	113RB-A11	113XH-A11	1/8	11.0"
	113RB-A12	113XH-A12	1/8	12.0"
112A-B	112RB-B	113XH-B	1/4	CLOSE 3/4"
113A-B15	113RB-B15	113XH-B15	1/4	1.5"
113A-B2	113RB-B2	113XH-B2	1/4	2.0"
113A-B25	113RB-B25	113XH-B25	1/4	2.5"
113A-B3	113RB-B3	113XH-B3	1/4	3.0"
113A-B35	113RB-B35	113XH-B35	1/4	3.5"
113A-B4	113RB-B4	113XH-B4	1/4	4.0"
113A-B45	113RB-B45	113XH-B45	1/4	4.5"
113A-B5	113RB-B5	113XH-B5	1/4	5.0"
113A-B55	113RB-B55	113XH-B55	1/4	5.5"
113A-B6	113RB-B6	113XH-B6	1/4	6.0"
	113RB-B7	113XH-B7	1/4	7.0"
	113RB-B8	113XH-B8	1/4	8.0"
	113RB-B9	113XH-B9	1/4	9.0"
	113RB-B10	113XH-B10	1/4	10.0"
	113RB-B11	113XH-B11	1/4	11.0"
	113RB-B12	113XH-B12	1/4	12.0"

To-Scale size chart for 112A, 113A, 113RB, and 113XH. All sizes represent different MPT sizing. (Please note, sizing may vary when viewing online pdf version.)



**113RB**  
Schedule 40  
Red Brass Nipple



**113XH**  
Schedule 80  
Red Brass Nipple  
Extra Heavy

YELLOW	SCH. 40 RED	SCH. 80 RED	MPT	OAL (INCH)
112A-C	112RB-C	113XH-C	3/8	CLOSE 3/4"
113A-C15	113RB-C15	113XH-C15	3/8	1.5"
113A-C2	113RB-C2	113XH-C2	3/8	2.0"
113A-C25	113RB-C25	113XH-C25	3/8	2.5"
113A-C3	113RB-C3	113XH-C3	3/8	3.0"
113A-C35	113RB-C35	113XH-C35	3/8	3.5"
113A-C4	113RB-C4	113XH-C4	3/8	4.0"
113A-C45	113RB-C45	113XH-C45	3/8	4.5"
113A-C5	113RB-C5	113XH-C5	3/8	5.0"
113A-C55	113RB-C55	113XH-C55	3/8	5.5"
113A-C6	113RB-C6	113XH-C6	3/8	6.0"
	113RB-C7	113XH-C7	3/8	7.0"
	113RB-C8	113XH-C8	3/8	8.0"
	113RB-C9	113XH-C9	3/8	9.0"
	113RB-C10	113XH-C10	3/8	10.0"
	113RB-C11	113XH-C11	3/8	11.0"
	113RB-C12	113XH-C12	3/8	12.0"
<b>1/2"</b>				
112A-D	112RB-D	113XH-D	1/2	CLOSE 3/4"
113A-D15	113RB-D15	113XH-D15	1/2	1.5"
113A-D2	113RB-D2	113XH-D2	1/2	2.0"
113A-D25	113RB-D25	113XH-D25	1/2	2.5"
113A-D3	113RB-D3	113XH-D3	1/2	3.0"
113A-D35	113RB-D35	113XH-D35	1/2	3.5"
113A-D4	113RB-D4	113XH-D4	1/2	4.0"
113A-D45	113RB-D45	113XH-D45	1/2	4.5"
113A-D5	113RB-D5	113XH-D5	1/2	5.0"
113A-D55	113RB-D55	113XH-D55	1/2	5.5"
113A-D6	113RB-D6	113XH-D6	1/2	6.0"
	113RB-D7	113XH-D7	1/2	7.0"
	113RB-D8	113XH-D8	1/2	8.0"
	113RB-D9	113XH-D9	1/2	9.0"
	113RB-D10	113XH-D10	1/2	10.0"
	113RB-D11	113XH-D11	1/2	11.0"
	113RB-D12	113XH-D12	1/2	12.0"


YELLOW	SCH. 40 RED	SCH. 80 RED	MPT	OAL (INCH)
112A-E	112RB-E	113XH-E	3/4	CLOSE 3/4"
113A-E15	113RB-E15	113XH-E15	3/4	1.5"
113A-E2	113RB-E2	113XH-E2	3/4	2.0"
113A-E25	113RB-E25	113XH-E25	3/4	2.5"
113A-E3	113RB-E3	113XH-E3	3/4	3.0"
113A-E35	113RB-E35	113XH-E35	3/4	3.5"
113A-E4	113RB-E4	113XH-E4	3/4	4.0"
113A-E45	113RB-E45	113XH-E45	3/4	4.5"
113A-E5	113RB-E5	113XH-E5	3/4	5.0"
113A-E55	113RB-E55	113XH-E55	3/4	5.5"
113A-E6	113RB-E6	113XH-E6	3/4	6.0"
	113RB-E7	113XH-E7	3/4	7.0"
	113RB-E8	113XH-E8	3/4	8.0"
	113RB-E9	113XH-E9	3/4	9.0"
	113RB-E10	113XH-E10	3/4	10.0"
	113RB-E11	113XH-E11	3/4	11.0"
	113RB-E12	113XH-E12	3/4	12.0"

*Now offering*  
**CHROME PLATED BRASS NIPPLES**  
*Call for pricing and availability!*





**A**



**116A**  
90° Street Elbow  
SAE 130239

PART No.	FPT	MPT
116A-A	1/8	1/8
116A-B	1/4	1/4
116A-C	3/8	3/8
116A-D	1/2	1/2
116A-E*	3/4	3/4

\*Full Pattern



**116AF**  
90° Street Elbow  
FORGED

PART No.	FPT	MPT
116AF-A	1/8	1/8
116AF-B	1/4	1/4
116AF-C	3/8	3/8
116AF-D	1/2	1/2
116AF-E	3/4	3/4



**116AM**  
90° Elbow

PART No.	MPT (1)	MPT (2)
116AM-A	1/8	
116AM-B	1/4	
116AM-C	3/8	
116AM-D*	1/2	
116AM-BA*	1/4	1/8
116AM-CB*	3/8	1/4
116AM-DC*	1/2	3/8

\*Forged, see forged body style under part 116AMF



**116AH**  
90° Street Elbow  
Full Pattern Heavy

PART No.	FPT	MPT
116AH-A	1/8	1/8
116AH-B	1/4	1/4
116AH-C	3/8	3/8
116AH-D	1/2	1/2



**116AMF**  
90° Elbow  
FORGED

PART No.	MPT (1)	MPT (2)
116AMF-BA	1/4	1/8



**117A**  
Slotted Plug

PART No.	MPT
117A-A	1/8
117A-B	1/4
117A-C	3/8

## THREAD SEALANT OPTIONS ARE AVAILABLE



Many thread sealant parts are currently in-stock and ready to ship!

Do you have a part that needs sealant? Give us a call!

Better than teflon tape & pipe dope! Let us add value to your customers.





**119A**  
Reducing Coupling

PART No.	FPT	FPT
119A-BA	1/4	1/8
119A-CA	3/8	1/8
119A-CB	3/8	1/4
119A-DA	1/2	1/8
119A-DB	1/2	1/4
119A-DC	1/2	3/8
119A-EC	3/4	3/8
119A-ED	3/4	1/2



**120A**  
Adapter

PART No.	FPT	MPT
120A-AA	1/8	1/8
120A-AB	1/8	1/4
120A-BA	1/4	1/8
120A-BB	1/4	1/4
120A-CA	3/8	1/8
120A-CB	3/8	1/4
120A-CC	3/8	3/8
120A-DB	1/2	1/4
120A-DC	1/2	3/8
120A-DD	1/2	1/2
120A-EC	3/4	3/8
120A-ED	3/4	1/2



**121A**  
Hex Head Plug  
CORED

PART No.	MPT
121A-A	1/8
121A-B	1/4
121A-C	3/8
121A-D	1/2
121A-E	3/4
121A-F	1



**119AH**  
Heavy Reducing  
Coupling  
SAE 130138

PART No.	FPT	FPT
119AH-BA	1/4	1/8
119AH-CA	3/8	1/8
119AH-CB	3/8	1/4
119AH-DB	1/2	1/4
119AH-DC	1/2	3/8
119AH-EC	3/4	3/8
119AH-ED	3/4	1/2



**120AH**  
Heavy Adapter  
SAE 130139

PART No.	FPT	MPT
120AH-AA	1/8	1/8
120AH-BA	1/4	1/8
120AH-BB	1/4	1/4
120AH-CB	3/8	1/4
120AH-CC	3/8	3/8
120AH-DB	1/2	1/4
120AH-DC	1/2	3/8
120AH-DD	1/2	1/2
120AH-EC	3/4	3/8
120AH-ED	3/4	1/2
120AH-EE	3/4	3/4



**121AS**  
Hex Head Plug  
SOLID

PART No.	MPT
121AS-A	1/8
121AS-B	1/4
121AS-C	3/8
121AS-D	1/2
121AS-E	3/4
121AS-F	1



**120AH-BW**  
Heavy Adapter  
Breakaway

PART No.	FPT	MPT
120AH-BB-BW	1/4	1/4
120AH-CC-BW	3/8	3/8





**A**



**122A**  
Hex Nipple


PART No.	MPT
122A-A	1/8
122A-B	1/4
122A-C	3/8
122A-D	1/2
122A-E	3/4
122A-F*	1

\*Heavy



**123A**  
Hex Reducing Nipple

PART No.	MPT	MPT
123A-BA	1/4	1/8
123A-CA	3/8	1/8
123A-CB	3/8	1/4
123A-DB	1/2	1/4
123A-DC	1/2	3/8
123A-ED	3/4	1/2
123A-FE	1	3/4



**124A**  
45° Street Elbow  
SAE 130339

PART No.	FPT	MPT
124A-A	1/8	1/8
124A-B	1/4	1/4
124A-C	3/8	3/8
124A-D	1/2	1/2
124A-E	3/4	3/4



**122AH**  
Heavy Hex Nipple  
SAE 130137

PART No.	MPT
122AH-A	1/8
122AH-B	1/4
122AH-C	3/8
122AH-D	1/2
122AH-E	3/4



**123AH**  
Heavy Hex Reducing Nipple  
SAE 130137

PART No.	MPT	MPT
123AH-BA	1/4	1/8
123AH-CA	3/8	1/8
123AH-CB	3/8	1/4
123AH-DB	1/2	1/4
123AH-DC	1/2	3/8
123AH-ED	3/4	1/2



**124AF**  
45° Street Elbow  
FORGED

PART No.	FPT	MPT
124AF-A	1/8	1/8
124AF-B	1/4	1/4
124AF-C	3/8	3/8



**122AS**  
Ball Seat Adapter

PART No.	NPSM	MPT
122AS-2A	1/8	1/8
122AS-4A	1/4	1/8
122AS-4B	1/4	1/4
122AS-6B	3/8	1/4
122AS-6C	3/8	3/8
122AS-6D	3/8	1/2
122AS-8C	1/2	3/8
122AS-8D	1/2	1/2
122AS-12E	3/4	3/4



**122AS-\*\*UN**  
Ball Seat Adapter

PART No.	NPSM	NPSM
122AS-22UN	1/8	1/8
122AS-44UN	1/4	1/4

# Pipe Thread & Bulkhead Adapters


T.O.C.

A



**127A**  
Street Tee  
SAE 130424

PART No.	FPT	MPT
127A-A	1/8	1/8
127A-B	1/4	1/4
127A-C	3/8	3/8
127A-D	1/2	1/2
127A-E	3/4	3/4



**127A Tap**  
Tapped Street Tee


PICTURE No.	PART No.	FPT	MPT	TAP	TAP Location	Thread Sealant
1	CVS127A-D-1/8Tapx2*	1/2	1/2	1/8	Top & Side	Yes
2	CVS127A-D-1/8Tapx1*	1/2	1/2	1/8	Top	Yes
3	NE-127A-B-1/8Tap	1/4	1/4	1/8	Side	No
3	NE-127A-C-1/8Tap	3/8	3/8	1/8	Side	No
3	NE-127A-D-1/8Tap*	1/2	1/2	1/8	Side	No

\*Shown Part



**127AF**  
Street Tee  
FORGED

PART No.	FPT	MPT
127AF-A	1/8	1/8
127AF-B	1/4	1/4
127AF-C	3/8	3/8
127AF-D	1/2	1/2



**T9**  
Branch Tee  
SAE 130425

PART No.	PIPE SIZE
T9-222	1/8
T9-444	1/4
T9-666	3/8
T9-888	1/2
T9-121212	3/4



**T12**  
All Male Tee  
FORGED


PART No.	MPT
T12-222	1/8
T12-444	1/4
T12-666	3/8
T12-888	1/2
T12-121212	3/4



**128A**  
90° Reducing  
Street Elbow

PART No.	FPT	MPT
128A-AB	1/8	1/4
128A-BA	1/4	1/8
128A-BC	1/4	3/8
128A-CB	3/8	1/4
128A-CD	3/8	1/2
128A-DC	1/2	3/8
128A-ED*	3/4	1/2

\*Barstock



ID.

Don't see what you need? Call us!



**A**

**Bulkhead Suffix Descriptions:**

129FC-# All Brass Fitting  
 129FC-#-SN Brass Fitting with Steel Nut  
 129FC-#-STL All Steel Fitting  
 129FC-#-STL-XL All Steel Fitting, Long Body



**129A**  
Bulkhead Adapter

PART No.	FPT	STRAIGHT THREAD	OAL
129A-A	1/8	5/8"-18	1.503"
129A-B	1/4	3/4"-16	1.501"
129A-C	3/8	1"-14	1.310"
129A-D*	1/2	1-1/8"-14	1.502"
129A-E	3/4	1-5/16"-12	1.5"

\*Shown Part



**129AS**  
Bulkhead Adapter  
SHORT

PART No.	FPT	STRAIGHT THREAD	OAL
129AS-A	1/8	5/8"-18	0.9375"
129AS-B*	1/4	3/4"-16	0.910"

\*Shown Part



**129A**  
Special  
Bulkhead Adapter

PART No.	FPT	STRAIGHT THREAD	OAL
129A-B-SN*	1/4	3/4"-16	1.500"
129A-B-STL	1/4	3/4"-16	1.502"
129A-C-SN	3/8	1"-14	1.310"
129A-C-STL	3/8	1"-14	1.310"

\*Shown Part



**129AS**  
Special  
Bulkhead Adapter  
SHORT

PART No.	FPT	STRAIGHT THREAD	OAL
129AS-B-SN*	1/4	3/4"-16	0.910"
129AS-B-STL	1/4	3/4"-16	0.910"


\*Shown Part



**129FC-1**  
Bulkhead

PART No.	FPT (1)	MPT (2)	STRAIGHT THREAD (3)	OAL
129FC-1	1/4	1/2	1"-14	1.910"
129FC-1-SN*	1/4	1/2	1"-14	1.910"

\*Shown Part



**129FC-2**  
Bulkhead

PART No.	FPT (1)	MPT (2)	STRAIGHT THREAD (3)	OAL
129FC-2	1/4	1/2	3/4"-16	2.156"
129FC-2-STL*	1/4	1/2	3/4"-16	2.156"

\*Shown Part

# Bulkhead Adapters

T.O.C.


A

## Bulkhead Suffix Descriptions:

129FC-#	All Brass Fitting
129FC-#-SN	Brass Fitting with Steel Nut
129FC-#-STL	All Steel Fitting
129FC-#-STL-XL	All Steel Fitting, Long Body



**129FC-3**  
Bulkhead



**129FC-4**  
Bulkhead

PART No.	FPT (1)	MPT (2)	STRAIGHT THREAD (3)	OAL
129FC-3*	1/4	1/2	1"-14	2.880"
129FC-3-SN	1/4	1/2	1"-14	2.880"
129FC-3-STL	1/4	1/2	1"-14	2.880"
129FC-3-STL-XL	1/4	1/2	1"-14	3.940"

\*Shown Part

PART No.	FPT (1)	MPT (2)	STRAIGHT THREAD (3)	OAL
129FC-4*	3/8	1/2	1"-14	1.690"
129FC-4-SN	3/8	1/2	1"-14	1.690"
129FC-4-STL	3/8	1/2	1"-14	1.690"

\*Shown Part



**129FC-4-XL**  
Bulkhead

PART No.	FPT (1)	MPT (2)	STRAIGHT THREAD (3)	OAL
129FC-4-XL	3/8	1/2	1"-14	1.910"
129FC-4-SN-XL*	3/8	1/2	1"-14	1.910"
129FC-4-STL-XL	3/8	1/2	1"-14	2.120"

\*Shown Part



ID.


**Custom fittings are available!**



**A**

**Bulkhead Suffix Descriptions:**


129FC-# All Brass Fitting  
 129FC-#-SN Brass Fitting with Steel Nut  
 129FC-#-STL All Steel Fitting  
 129FC-#-STL-XL All Steel Fitting, Long Body



**129FC-5-STL**  
Bulkhead

PART No.	FPT (1)	MPT (2)	STRAIGHT THREAD (3)	OAL
129FC-5-STL*	1/4	1/2	3/4"-16	1.690"

\*Shown Part



**129FC-7**  
Bulkhead

PART No.	FPT (1)	MPT (2)	STRAIGHT THREAD (3)	OAL
129FC-7	3/8	1/2	1"-14	1.880"
129FC-7-SN*	3/8	1/2	1"-14	1.880"

\*Shown Part



**129FC-6**  
90° Bulkhead

PART No.	FPT	STRAIGHT THREAD	OAL
129FC-6*	3/8	7/8"-20	2.380"

\*Shown Part



**129FC-8**  
Bulkhead

PART No.	FPT (1)	MPT (2)	STRAIGHT THREAD (3)	OAL
129FC-8*	1/2	1/2	1"-14	2.380"
129FC-8-SN	1/2	1/2	1"-14	2.380"

\*Shown Part



**LN129A**  
Lock Nut  
for Bulkheads

PART No.	NUT WIDTH	NUT HEX	STRAIGHT THREAD	MATERIAL AVAILABLE
LN129A-A				BRASS
LN129A-B	0.37"	1.100"	3/4"-16	BRASS STEEL*
LN129A-C	0.38"	1.250"	1"-14	BRASS STEEL*
LN129A-D	0.37"	1.375"	1-1/8"-14	BRASS



**LW129A**  
Lock Washer  
for Bulkheads

PART No.	I.D. SIZE	MATERIAL
LW129A-A		STEEL
LW129A-B	3/4"	STEEL
LW129A-C	1"	STEEL
LW129A-D	1-1/8"	STEEL
LW129A-E		STEEL

# Bulkhead Adapters

## BULKHEAD CROSSOVER GUIDE [T.O.C.](#)

**A**

Champion Brass Part No.	Industry Crossovers				
	Champion	Tramec	Midland	Dixon	Alkon
129A-A	129A-A	55207	28-300	207BH2	129A-2X24
129A-B	129A-B	55661-BN	28-302	207BH4	129A-4X24
129A-B-SN		55661			
129A-B-STL	129A-55661STL	55661STL	28-307		
129A-C	129A-C	55607-BN	28-303	207BH6	129A-6X21
129A-C-SN		55607			
129A-C-STL	129ASTL-C	55607STL	28-308		
129A-D	129A-D	55807	28-304	207BH8	129A-8X24
129A-E	129A-E		28-311	207BH12	
129A-F	129A-F		28-316		
129AS-B	129AS-B	55611	28-301	207BH4S	129A-4X15
129AS-B-SN		55611-SN			
129AS-B-STL	129A-55611STL	55611STL	28-306		
129FC-1		55615-BN	28-317		
129FC-1-SN	129A-391FC1	55615			
129FC-2	129A-391FC2		28-345		
129FC-2-STL	129A-391FC2STL	55689STL	28-309		
129FC-3	129A-391FC3-BN	55600-BN			
129FC-3-SN	129A-391FC3	55600	28-313		
129FC-3-STL	129A-55600STL	55600STL	28-312		
129FC-3-STL-XL	129A-55664	55664	28-320		
129FC-4	129A-391FC4	55620	28-318		
129FC-4-SN		55620-SN6			
129FC-4-STL		55620STL			
129FC-4-XL	129A-55646	55646-BN			
129FC-4-SN-XL		55646			
129FC-4-STL-XL	129A-55646STL	55646STL	28-319		
129FC-5-STL		55612STL	28-325		
129FC-6	129A-55616	55616	28-348		
129FC-7		55613-BN			
129FC-7-SN	129A-55613	55613	28-346		
129FC-8	129A-55629-BN	55629-BN			
129FC-8-SN	129A-55629	55629	28-347		

**ID.**



**E1**  
**90° Male Elbow**  
SAE 010202



**DE3**  
**Drop Ear**  
**Female Elbow**



**E1-45**  
**45° Male Elbow**  
SAE 010302

B

PART No.	MALE FLARE	MPT
E1-2A*	1/8	1/8
E1-3A	3/16	1/8
E1-3B*	3/16	1/4
E1-4A	1/4	1/8
E1-4B	1/4	1/4
E1-4C*	1/4	3/8
E1-4D*	1/4	1/2
E1-5A	5/16	1/8
E1-5B*	5/16	1/4
E1-5C*	5/16	3/8
E1-5D	5/16	1/2
E1-6A	3/8	1/8
E1-6B	3/8	1/4
E1-6C	3/8	3/8
E1-6D*	3/8	1/2
E1-6E*	3/8	3/4
E1-8A	1/2	1/8
E1-8B	1/2	1/4
E1-8C	1/2	3/8
E1-8D	1/2	1/2
E1-8E*	1/2	3/4
E1-10B*	5/8	1/4
E1-10C*	5/8	3/8
E1-10D	5/8	1/2
E1-10E*	5/8	3/4
E1-12C*	3/4	3/8
E1-12D*	3/4	1/2
E1-12E*	3/4	3/4
E1-12F	3/4	1
E1-14E*	7/8	3/4
E1-14E	7/8	1
E1-16E*	1	3/4
E1-16F	1	1

\*Forged

PART No.	MALE FLARE	FPT
DE3-6D	3/8	1/2
DE3-8D	1/2	1/2
DE3-10D	5/8	1/2



**E1F**  
**90° Male Elbow**  
FORGED

PART No.	MALE FLARE	MPT
E1F-3A	3/16	1/8
E1F-4A	1/4	1/8
E1F-4B	1/4	1/4
E1F-5A	5/16	1/8
E1F-6A	3/8	1/8
E1F-6B	3/8	1/4
E1F-6C	3/8	3/8
E1F-8B	1/2	1/4
E1F-8C	1/2	3/8
E1F-8D	1/2	1/2
E1F-10D	5/8	1/2

PART No.	MALE FLARE	MPT
E1-45-3A	3/16	1/8
E1-45-4A	1/4	1/8
E1-45-4B	1/4	1/4
E1-45-4C*	1/4	3/8
E1-45-5A*	5/16	1/8
E1-45-5B*	5/16	1/4
E1-45-6B	3/8	1/4
E1-45-6C	3/8	3/8
E1-45-6D*	3/8	1/2
E1-45-8C*	1/2	3/8
E1-45-8D	1/2	1/2
E1-45-10C*	5/8	3/8
E1-45-10D*	5/8	1/2
E1-45-12D*	3/4	1/2
E1-45-12E*	3/4	3/4

\*Forged



**E1F-45**  
**45° Male Elbow**  
FORGED

PART No.	MALE FLARE	MPT
E1F-45-4A	1/4	1/8
E1F-45-4B	1/4	1/4
E1F-45-6B	3/8	1/4
E1F-45-6C	3/8	3/8
E1F-45-8D	1/2	1/2



**E1 TAP**  
**Tapped 90° Male**  
**Elbow**


PART No.	MALE FLARE	MPT	TAP	Thread Sealant
CVSE1F-12D-1/8TAP	3/4	1/2	1/8	Yes





**E2**  
90° Union Elbow  
FORGED  
SAE 010201


PART No.	MALE FLARE
E2-2	1/8
E2-3	3/16
E2-4	1/4
E2-5	5/16
E2-6	3/8
E2-8	1/2
E2-10	5/8
E2-12	3/4
E2-14	7/8



**E3**  
90° Female Elbow  
SAE 010203

PART No.	MALE FLARE	FPT
E3-3A*	3/16	1/8
E3-4A*	1/4	1/8
E3-4B*	1/4	1/4
E3-4C*	1/4	3/8
E3-5A*	5/16	1/8
E3-5B*	5/16	1/4
E3-6A*	3/8	1/8
E3-6B*	3/8	1/4
E3-6C	3/8	3/8
E3F-6C*	3/8	3/8
E3-6D*	3/8	1/2
E3-6E*	3/8	3/4
E3-8B*	1/2	1/4
E3-8C*	1/2	3/8
E3-8D*	1/2	1/2
E3-8E*	1/2	3/4
E3-10C*	5/8	3/8
E3-10D*	5/8	1/2
E3-10E*	5/8	3/4
E3-12D*	3/4	1/2
E3-12E*	3/4	3/4
E3-14E*	7/8	3/4

\*Forged



**E4**  
90° Flare Elbow  
FORGED

PART No.	MALE FLARE	FEMALE FLARE
E4-44	1/4	1/4
E4-66	3/8	3/8
E4-88	1/2	1/2




**ER2**  
90° Reducing Union Elbow  
FORGED

PART No.	MALE FLARE	MALE FLARE
ER2-64	3/8	1/4
ER2-84	1/2	1/4
ER2-86	1/2	3/8
ER2-106	5/8	3/8
ER2-108	5/8	1/2
ER2-1210	3/4	5/8



**ES4**  
90° Flare Elbow  
Swivel  
FORGED

PART No.	MALE FLARE	FEMALE FLARE
ES4-44	1/4	1/4
ES4-66	3/8	3/8
ES4-88	1/2	1/2
ES4-1010	5/8	5/8
ES4-1212	3/4	3/4



**ES2**  
90° Solder Elbow  
FORGED

PART No.	MALE FLARE	SOLDER
ES2-44	1/4	1/4
ES2-410	1/4	5/8
ES2-66	3/8	3/8
ES2-86	1/2	3/8
ES2-88	1/2	1/2
ES2-810	1/2	5/8





**N1**  
**Flare Nut**  
Machined Short

PART No.	TUBE
N1-2	1/8
N1-3	3/16
N1-4	1/4
N1-5	5/16
N1-6	3/8
N1-7	7/16
N1-8	1/2
N1-10	5/8
N1-12	3/4
N1-14	7/8
N1-16	1



**41AS**  
**Flare Nut**  
Machined  
SAE 010110

PART No.	TUBE
41AS-6	3/8
41AS-8	1/2
41AS-10	5/8



**N4**  
**Flare Nut**  
Forged Long  
SAE 010167

PART No.	TUBE
N4-4	1/4
N4-5	5/16
N4-6	3/8
N4-8	1/2
N4-10	5/8
N4-12	3/4

B



**NSE1**  
**Flare Nut**  
Machined Extra-Short

PART No.	TUBE
NSE1-6	3/8



**NS4**  
**Flare Nut**  
Forged Short

PART No.	TUBE
NS4-3	3/16
NS4-4	1/4
NS4-5	5/16
NS4-6	3/8
NS4-8	1/2
NS4-10	5/8
NS4-12	3/4
NS4-14	7/8



**N1-\*\***  
**Reducing Flare Nut**  
Machined Short

PART No.	FEMALE FLARE	TUBE
N1-64	3/8	1/4
N1-86	1/2	3/8
N1-108	5/8	1/2



**N2**  
**Flare Nut**  
Machined Long  
SAE 010111

PART No.	TUBE
N2-2	1/8
N2-3	3/16
N2-4	1/4
N2-5	5/16
N2-6	3/8
N2-8	1/2
N2-10	5/8
N2-12	3/4



**NSR4**  
**Reducing Flare Nut**  
Forged Short

PART No.	FEMALE FLARE	TUBE
NSR4-54	5/16	1/4
NSR4-64	3/8	1/4
NSR4-65	3/8	5/16
NSR4-86	1/2	3/8
NSR4-106	5/8	3/8
NSR4-108	5/8	1/2
NSR4-128	3/4	1/2
NSR4-1210	3/4	5/8




# SAE 45° Flare FLARE NUT QUICK GUIDE

T.O.C.

B

FLARE NUT		MACHINED				FORGED	
SIZE	THREAD	EXTRA SHORT	SHORT	STANDARD	LONG	SHORT	LONG
1/8	5/16 - 24		N1-2		N2-2		
	OAL/HEX		0.50"/0.37"		0.75"/0.38"		
3/16	3/8 - 24		N1-3		N2-3	NS4-3	
	OAL/HEX		0.62"/0.44"		0.81"/0.44"	0.56"/0.50"	
1/4	7/16 - 20		N1-4		N2-4	NS4-4	N4-4
	OAL/HEX		0.75"/0.56"		0.94"/0.56"	0.59"/0.62"	0.94"/*****
5/16	1/2 - 20		N1-5		N2-5	NS4-5	N4-5
	OAL/HEX		0.87"/0.62"		1.15"/0.62"	0.66"/*****	1.00"/*****
3/8	5/8 - 18	NSE1-6	N1-6	41AS-6	N2-6	NS4-6	N4-6
	OAL/HEX	0.69"/0.75"	0.88"/0.75"	1.00"/0.75"	1.31"/0.75"	0.70"/0.82"	1.06"/0.82"
7/16	11/16 - 16		N1-7				
	OAL/HEX		1.05"/0.81"				
1/2	3/4 - 16		N1-8	41AS-8	N2-8	NS4-8	N4-8
	OAL/HEX		1.00"/0.87"	1.13"/0.87"	1.63"/0.88"	0.83"/0.93"	1.19"/*****
5/8	7/8 - 14		N1-10	41AS-10	N2-10	NS4-10	N4-10
	OAL/HEX		1.00"/1.00"	1.31"/*****	1.88"/1.06"	0.95"/1.06"	1.46"/1.05"
3/4	1-1/16 - 14		N1-12		N2-12	NS4-12	N4-12
	OAL/HEX		1.25"/1.25"		2.19"/*****	1.16"/*****	1.74"/1.31"
7/8	1-1/4 - 12		N1-14			NS4-14	
	OAL/HEX		1.62"/*****			1.18"/*****	
1	1-3/8 - 12		N1-16				
	OAL/HEX		*****/*****				



REDUCING FLARE NUT		MACHINED	FORGED
SIZE	THREAD	SHORT	SHORT
5/16 x 1/4	1/2 - 20		NSR4-54
	OAL/HEX		*****/*****
3/8 x 1/4	5/8 - 18	N1-64	NSR4-64
	OAL/HEX	0.88"/0.75"	0.73"/0.82"
3/8 x 5/16	5/8 - 18		NSR4-65
	OAL/HEX		0.72"/*****
1/2 x 3/8	3/4 - 16	N1-86	NSR4-86
	OAL/HEX	0.86"/*****	0.83"/0.94"
5/8 x 3/8	7/8 - 14		NSR4-106
	OAL/HEX		0.96"/*****
5/8 x 1/2	7/8 - 14	N1-108	NSR4-108
	OAL/HEX	*****/*****	0.97"/1.05"
3/4 x 1/2	1-1/16 - 14		NSR4-128
	OAL/HEX		*****/*****
3/4 x 5/8	1-1/16 - 14		NSR4-1210
	OAL/HEX		*****/*****

ID.

Questions on which Flare Nut is right for you? Give us a call!



B




**N5**  
Cap

PART No.	TUBE
N5-3	3/16
N5-4	1/4
N5-5	5/16
N5-6	3/8
N5-8	1/2
N5-10	5/8
N5-12	3/4



**P2**  
Plug

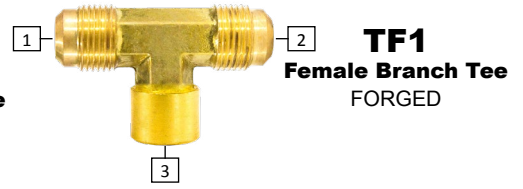
PART No.	MALE FLARE
P2-3	3/16
P2-4	1/4
P2-5	5/16
P2-6	3/8
P2-8	1/2
P2-10	5/8
P2-12	3/4



**T1**  
Male Branch Tee  
SAE 010425

PART No.	MALE FLARE (1), (2)	MPT (3)	
T1-2A*	1/8	1/8	
T1-3A*	3/16	1/8	
T1-4A	1/4	1/8	
T1F-4A*	1/4	1/8	
T1-4B*	1/4	1/4	
T1-4C*	1/4	3/8	
T1-4D*	1/4	1/2	
T1-5A*	5/16	1/8	
T1-5B*	5/16	1/4	
T1-6A*	3/8	1/8	
T1-6B*	3/8	1/4	
T1-6C*	3/8	3/8	
T1-6D	3/8	1/2	
T1-6E*	3/8	3/4	
T1-8B*	1/2	1/4	
T1-8C*	1/2	3/8	
T1-8D*	1/2	1/2	
T1-8E*	1/2	3/4	
T1-10C*	5/8	3/8	
T1-10D*	5/8	1/2	
T1-10E*	5/8	3/4	
T1-12D*	3/4	1/2	
T1-12E*	3/4	3/4	
T1-64C*	3/8	1/4	3/8

\*Forged



**TF1**  
Female Branch Tee  
FORGED

PART No.	MALE FLARE (1), (2)	FPT (3)	
TF1-4A	1/4	1/8	
TF1-4B	1/4	1/4	
TF1-6A	3/8	1/8	
TF1-6B	3/8	1/4	
TF1-6C	3/8	3/8	
TF1-6D	3/8	1/2	
TF1-6E	3/8	3/4	
TF1-8C	1/2	3/8	
TF1-8D	1/2	1/2	
TF1-8E	1/2	3/4	
TF1-86C	1/2	3/8	3/8
TF1-86D	1/2	3/8	1/2



**T2**  
Union Tee  
SAE 010401

PART No.	MALE FLARE
T2-2	1/8
T2-3*	3/16
T2-4	1/4
T2F-4*	1/4
T2-5*	5/16
T2-6*	3/8
T2-8*	1/2
T2-10*	5/8
T2-12*	3/4

\*Forged

## THREAD SEALANT OPTIONS ARE AVAILABLE

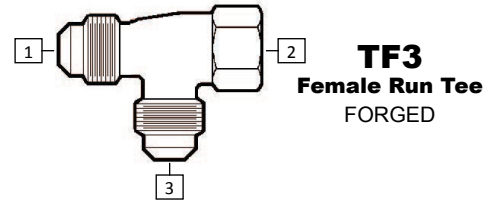

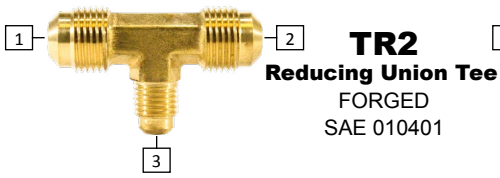


Many thread sealant parts are currently in-stock and ready to ship!

Do you have a part that needs sealant? Give us a call!

Let us add value to your customers.

# SAE 45° Flare



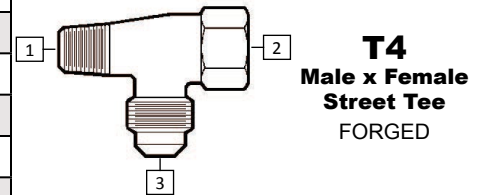
T.O.C.

PART No.	MALE FLARE (1)	MALE FLARE (2)	MALE FLARE (3)
TR2-446	1/4	1/4	3/8
TR2-464	1/4	3/8	1/4
TR2-554	5/16	5/16	1/4
TR2-646	3/8	1/4	3/8
TR2-664	3/8	3/8	1/4
TR2-668	3/8	3/8	1/2
TR2-6610	3/8	3/8	5/8
TR2-686	3/8	1/2	3/8
TR2-848	1/2	1/4	1/2
TR2-866	1/2	3/8	3/8
TR2-868	1/2	3/8	1/2
TR2-884	1/2	1/2	1/4
TR2-886	1/2	1/2	3/8
TR2-8810	1/2	1/2	5/8
TR2-8812	1/2	1/2	3/4
TR2-1066	5/8	3/8	3/8
TR2-1068	5/8	3/8	1/2
TR2-10610	5/8	3/8	5/8
TR2-1088	5/8	1/2	1/2
TR2-10810	5/8	1/2	5/8
TR2-10104	5/8	5/8	1/4
TR2-10106	5/8	5/8	3/8
TR2-10108	5/8	5/8	1/2
TR2-121012	3/4	5/8	3/4
TR2-121210	3/4	3/4	5/8

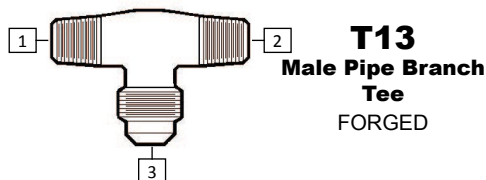
PART No.	MALE FLARE (1)	MPT (2)	MALE FLARE (3)
T3-3A	3/16	1/8	3/16
T3-4A	1/4	1/8	1/4
T3-4B	1/4	1/4	1/4
T3-4C	1/4	3/8	1/4
T3-5A	5/16	1/8	5/16
T3-5B	5/16	1/4	5/16
T3-6A	3/8	1/8	3/8
T3-6B	3/8	1/4	3/8
T3-6C	3/8	3/8	3/8
T3-6D	3/8	1/2	3/8
T3-8C	1/2	3/8	1/2
T3-8D	1/2	1/2	1/2
T3-8E	1/2	3/4	1/2
T3-10C	5/8	3/8	5/8
T3-10D	5/8	1/2	5/8
T3-12D	3/4	1/2	3/4
T3-12E	3/4	3/4	3/4
T3-64C	3/8	3/8	1/4
T3-68D	3/8	1/2	1/2
T3-86C	1/2	3/8	3/8
T3-86D	1/2	1/2	3/8

PART No.	MALE FLARE (1)	FPT (2)	MALE FLARE (3)
TF3-4B	1/4	1/4	1/4
TF3-6C	3/8	3/8	3/8
TF3-6D	3/8	1/2	3/8
TF3-8D	1/2	1/2	1/2
TF3-68D	3/8	1/2	1/2
TF3-86D	1/2	1/2	3/8

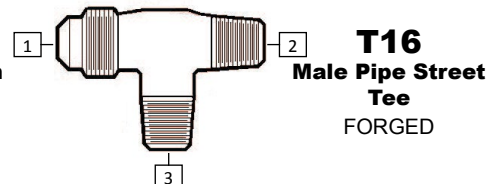
B



PART No.	MPT (1)	FPT (2)	MALE FLARE (3)
T4-4A	1/8	1/8	1/4
T4-4B	1/4	1/4	1/4
T4-6B	1/4	1/4	3/8



PART No.	MPT (1), (2)	MALE FLARE (3)
T13-4A	1/8	1/4
T13-4B	1/4	1/4



PART No.	MALE FLARE (1)	MPT (2), (3)
T16-4B	1/4	1/4

ID.

**Thread Sealant options are available, request it today!**



**U1**  
**Male Connector**  
SAE 010102



**U2**  
**Union**  
SAE 010101



**U3**  
**Female Adapter**  
SAE 010103

**B**

PART No.	MALE FLARE	MPT
U1-2A	1/8	1/8
U1-3A	3/16	1/8
U1-3B	3/16	1/4
U1-4A	1/4	1/8
U1-4B	1/4	1/4
U1-4C	1/4	3/8
U1-4D	1/4	1/2
U1-5A	5/16	1/8
U1-5B	5/16	1/4
U1-5C	5/16	3/8
U1-6A	3/8	1/8
U1-6B	3/8	1/4
U1-6C	3/8	3/8
U1-6D	3/8	1/2
U1-6E	3/8	3/4
U1-8B	1/2	1/4
U1-8C	1/2	3/8
U1-8D	1/2	1/2
U1-8E	1/2	3/4
U1-10B	5/8	1/4
U1-10C	5/8	3/8
U1-10D	5/8	1/2
U1-10E	5/8	3/4
U1-12D	3/4	1/2
U1-12E	3/4	3/4
U1-14D	7/8	1/2
U1-14E	7/8	3/4
U1-16E	1	3/4
U1-16F	1	1

PART No.	MALE FLARE
U2-2	1/8
U2-3	3/16
U2-4	1/4
U2-5	5/16
U2-6	3/8
U2-8	1/2
U2-10	5/8
U2-12	3/4
U2-14	7/8

PART No.	MALE FLARE	FPT
U3-2A	1/8	1/8
U3-3A	3/16	1/8
U3-4A	1/4	1/8
U3-4B	1/4	1/4
U3-4C	1/4	3/8
U3-4D	1/4	1/2
U3-5A	5/16	1/8
U3-5B	5/16	1/4
U3-5C	5/16	3/8
U3-6A	3/8	1/8
U3-6B	3/8	1/4
U3-6C	3/8	3/8
U3-6D	3/8	1/2
U3-6E	3/8	3/4
U3-8B	1/2	1/4
U3-8C	1/2	3/8
U3-8D	1/2	1/2
U3-8E	1/2	3/4
U3-10C	5/8	3/8
U3-10D	5/8	1/2
U3-10E	5/8	3/4
U3-12D	3/4	1/2
U3-12E	3/4	3/4
U3-14E	7/8	3/4



**UR2**  
**Reducing Union**  
SAE 010101

PART No.	MALE FLARE	MALE FLARE
UR2-54	5/16	1/4
UR2-64	3/8	1/4
UR2-65	3/8	5/16
UR2-84	1/2	1/4
UR2-86	1/2	3/8
UR2-106	5/8	3/8
UR2-108	5/8	1/2
UR2-128	3/4	1/2
UR2-1210	3/4	5/8



**B1**  
**Bonnet**

PART No.	TUBE
B1-4	1/4
B1-6	3/8
B1-8	1/2
B1-10	5/8



**UR3**  
Flare Reducer  
SAE 010105  
(Use B2)

PART No.	FEMALE FLARE	MALE FLARE
UR3-46	1/4	3/8
UR3-64	3/8	1/4
UR3-68	3/8	1/2
UR3-610	3/8	5/8
UR3-84	1/2	1/4
UR3-86	1/2	3/8
UR3-810	1/2	5/8
UR3-106	5/8	3/8
UR3-108	5/8	1/2
UR3-1012	5/8	3/4
UR3-1210	3/4	5/8



**U4**  
Connector  
SAE 010107  
(Use B2)

PART No.	FEMALE FLARE
U4-4	1/4
U4-6	3/8
U4-8	1/2



**U5**  
Male Adapter  
SAE 010106  
(Use B2)

PART No.	FEMALE FLARE	MPT
U5-4A	1/4	1/8
U5-4B	1/4	1/4
U5-6B	3/8	1/4
U5-8C	1/2	3/8
U5-8D	1/2	1/2



**US4**  
Swivel Connector

PART No.	FEMALE FLARE	FEMALE FLARE
US4-4	1/4	
US4-5	5/16	
US4-6	3/8	
US4-8	1/2	
US4-10	5/8	
US4-12	3/4	
US4-64	3/8	1/4
US4-86	1/2	3/8
US4-108	5/8	1/2



**B2**  
Gasket

PART No.	TUBE
B2-4	1/4
B2-5	5/16
B2-6	3/8
B2-8	1/2
B2-10	5/8
B2-12	3/4



**US3**  
Solder Connector

PART No.	MALE FLARE	SOLDER
US3-44	1/4	1/4
US3-46	1/4	3/8
US3-66	3/8	3/8
US3-88	1/2	1/2
US3-1010	5/8	5/8
US3-1212	3/4	3/4



**C2**  
Female Cross  
FORGED

PART No.	MALE FLARE (1)	MALE FLARE (2)	MALE FLARE (3)	FPT (4)
C2-666C	3/8	3/8	3/8	3/8
C2-666D	3/8	3/8	3/8	1/2
C2-668D	3/8	3/8	1/2	1/2
C2-688D	3/8	1/2	1/2	1/2
C2-6108E	3/8	5/8	1/2	3/4
C2-888D	1/2	1/2	1/2	1/2



**C1**  
Union Cross  
FORGED

PART No.	MALE FLARE
C1-4444	1/4
C1-5555	5/16
C1-6666	3/8
C1-8888	1/2
C1-101010	5/8





**411B**  
**Brass Nut**  
SAE 040110

PART No.	TUBE
411B-2	1/8
411B-3	3/16
411B-4	1/4
411B-5	5/16
411B-6	3/8
411B-8	1/2
411B-10	5/8



**411P**  
**Plug**

PART No.	Male INV.
411P-3	3/16
411P-4	1/4
411P-5	5/16
411P-6	3/8



**411SP**  
**Steel Plug**

PART No.	Male INV.
411SP-3	3/16
411SP-4	1/4
411SP-5	5/16
411SP-6	3/8

B



**411S**  
**Steel Nut**  
SAE 040110

PART No.	TUBE
411S-2	1/8
411S-3	3/16
411S-4	1/4
411S-5	5/16
411S-6	3/8
411S-7	7/16
411S-8	1/2
411S-10	5/8
411S-12	3/4



**421**  
**Union**  
SAE 040101

PART No.	Fem. INV.
421-2	1/8
421-3	3/16
421-4	1/4
421-5	5/16
421-6	3/8
421-8	1/2



**461**  
**Female Adapter**  
SAE 040103

PART No.	Fem. INV.	FPT
461-3A	3/16	1/8
461-4A	1/4	1/8
461-5A	5/16	1/8
461-6B	3/8	1/4
461-8C	1/2	3/8



**481**  
**Male Connector**  
SAE 040102

PART No.	Fem. INV.	MPT
481-2A	1/8	1/8
481-3A	3/16	1/8
481-4A	1/4	1/8
481-4B	1/4	1/4
481-5A	5/16	1/8
481-5B	5/16	1/4
481-6A	3/8	1/8
481-6B	3/8	1/4
481-6C	3/8	3/8
481-8B	1/2	1/4
481-8C	1/2	3/8
481-8D	1/2	1/2
481-10D	5/8	1/2
481-12E	3/4	3/4



**441**  
**Union Tee**  
SAE 040401

PART No.	Fem. INV.
441-3	3/16
441-4	1/4
441-5	5/16
441-6	3/8
441-8	1/2



**411SL**  
**Long Steel Nut**


PART No.	TUBE
411SL-3	3/8
411SL-4	1/4





**49I**  
90° Male Elbow  
SAE 040202

PART No.	Fem. INV.	MPT
49I-2A	1/8	1/8
49I-3A	3/16	1/8
49I-4A	1/4	1/8
49I-4B	1/4	1/4
49I-5A	5/16	1/8
49I-5B	5/16	1/4
49I-6A	3/8	1/8
49I-6B	3/8	1/4
49I-6C	3/8	3/8
49I-8B	1/2	1/4
49I-8C	1/2	3/8
49I-8D	1/2	1/2
49I-10C	5/8	3/8
49I-10D	5/8	1/2



**54I**  
Male Branch Tee

PART No.	Fem. INV.	MPT
54I-3A	3/16	1/8
54I-4A	1/4	1/8
54I-5A	5/16	1/8
54I-6B	3/8	1/4



**127BT**  
Trailer Brake Tee

PART No.	Male INV.	FPT
127BT-1	1/4	1/4
127BT-3	3/16	3/16
127BT-4	1/4	3/16

**B**



**55I**  
Union Elbow

PART No.	Fem. INV.
55I-4	1/4



**47I**  
Dual Master  
Cylinder Adapter

PART No.	Fem. INV.	Male INV.
47I-34	3/16	1/4
47I-35	3/16	5/16
47I-43	1/4	3/16
47I-44	1/4	1/4
47I-45	1/4	5/16
47I-54	5/16	1/4
47I-56	5/16	3/8
47I-65	3/8	5/16
47I-45-HEX	1/4	5/16
47I-47-HEX	1/4	7/16
47I-55-HEX	5/16	5/16



**50I**  
90° Female Elbow

PART No.	Fem. INV.	FPT
50I-3A	3/16	1/8
50I-4A	1/4	1/8
50I-5A	5/16	1/8
50I-6B	3/8	1/4



**94I**  
45° Male Elbow  
SAE 040302

PART No.	Fem. INV.	MPT
94I-3A	3/16	1/8
94I-4A	1/4	1/8
94I-5A	5/16	1/8
94I-5B	5/16	1/4
94I-6B	3/8	1/4
94I-8C	1/2	3/8
94I-10D	5/8	1/2



**51I**  
Male Run Tee

PART No.	Fem. INV.	MPT
51I-3A	3/16	1/8
51I-4A	1/4	1/8
51I-5A	5/16	1/8
51I-6B	3/8	1/4



**7910/7911**  
Dual Master  
Cylinder Adapter

PART No.	Fem. INV.	Male INV. THREAD
7910	3/16	3/16 (9/16-20)
7911	3/16	3/16 (9/16-18)



**60A**  
**Sleeve**  
SAE 060115

PART No.	COMP.
60A-2	1/8
60A-3	3/16
60A-4	1/4
60A-5	5/16
60A-6	3/8
60A-7	7/16
60A-8	1/2
60A-10	5/8
60A-12	3/4
60A-14	7/8



**60AE**  
**Brass Insert**  
for Soft Tubing

PART No.	COMP.	TUBE WALL
60AE-2	1/8	
60AE-3	3/16	
60AE-4	1/4	
60AE-5	5/16	
60AE-6	3/8	
60AE-8	1/2	
60AE-10	5/8	
60AE-12	3/4	



**161A**  
**Long Nut**  
SAE 060111

PART No.	COMP.
161A-2	1/8
161A-3	3/16
161A-4	1/4
161A-5	5/16
161A-6	3/8
161A-8	1/2
161A-10	5/8
161A-12	3/4

C



**60AP**  
**Delrin Sleeve**

PART No.	COMP.
60AP-4	1/4
60AP-5	5/16
60AP-6	3/8
60AP-8	1/2
60AP-10	5/8
60AP-12	3/4



**60CP**  
**Compression Plug**

PART No.	****
60CP-4	1/4
60CP-6	3/8
60CP-8	1/2
60CP-10	5/8




**61A**  
**Nut**  
SAE 060110

PART No.	COMP.
61A-2	1/8
61A-3	3/16
61A-4	1/4
61A-5	5/16
61A-6	3/8
61A-7	7/16
61A-8	1/2
61A-10	5/8
61A-12	3/4
61A-14	7/8

# Standard 3-Piece Compression



**62A**  
Union  
SAE 060101BA



**64A**  
Union Tee  
SAE 060401



**65A**  
90° Union Elbow  
SAE 060201

T.O.C.

PART No.	COMP.	COMP.
62A-22	1/8	
62A-33	3/16	
62A-44	1/4	
62A-55	5/16	
62A-66	3/8	
62A-77	7/16	
62A-88	1/2	
62A-1010	5/8	
62A-1212	3/4	
62A-1414	7/8	
62A-42	1/4	1/8
62A-43	1/4	3/16
62A-54	5/16	1/4
62A-64	3/8	1/4
62A-65	3/8	5/16
62A-86	1/2	3/8
62A-106	5/8	3/8
62A-108	5/8	1/2

PART No.	COMP. (1)	COMP. (2)	COMP. (3)
64A-22		1/8	
64A-33		3/16	
64A-44		1/4	
64AF-44*		1/4	
64A-55*		5/16	
64A-66		3/8	
64AF-66*		3/8	
64A-77*		7/16	
64A-88*		1/2	
64A-1010*		5/8	
64A-1212*		3/4	
64A-1414*		7/8	
64A-442*	1/4	1/4	1/8
64A-443*	1/4	1/4	3/16
64A-446*	1/4	1/4	3/8
64A-554*	5/16	5/16	1/4
64A-644*	3/8	1/4	1/4
64A-664*	3/8	3/8	1/4
64A-884*	1/2	1/2	1/4
64A-886*	1/2	1/2	3/8
64A-10106*	5/8	5/8	3/8
64A-10108*	5/8	5/8	1/2

PART No.	COMP.	COMP.
65A-22	1/8	
65A-33	3/16	
65A-44	1/4	
65A-55	5/16	
65A-66*	3/8	
65A-77	7/16	
65A-88*	1/2	
65A-1010*	5/8	
65A-1212	3/4	
65A-1414	7/8	
65A-64	3/8	1/4
65A-86	1/2	3/8
65A-106	5/8	3/8
65A-108	5/8	1/2

\*Forged



**62BH**  
Bulkhead Union

PART No.	COMP.
62BH-4	1/4
62BH-6	3/8
62BH-8	1/2



C

ID.



**66A**  
Adapter  
SAE 060103

PART No.	COMP.	FPT
66A-2A	1/8	1/8
66A-3A	3/16	1/8
66A-3B	3/16	1/4
66A-4A	1/4	1/8
66A-4B	1/4	1/4
66A-4C	1/4	3/8
66A-4D	1/4	1/2
66A-5A	5/16	1/8
66A-5B	5/16	1/4
66A-5C	5/16	3/8
66A-6A	3/8	1/8
66A-6B	3/8	1/4
66A-6C	3/8	3/8
66A-6D	3/8	1/2
66A-6E	3/8	3/4
66A-7C	7/16	3/8
66A-8B	1/2	1/4
66A-8C	1/2	3/8
66A-8D	1/2	1/2
66A-8E	1/2	3/4
66A-10C	5/8	3/8
66A-10D	5/8	1/2
66A-10E	5/8	3/4
66A-12D	3/4	1/2
66A-12E	3/4	3/4
66A-14E	7/8	3/4



**68A**  
Male Connector  
SAE 060102BA

PART No.	COMP.	MPT
68A-2A	1/8	1/8
68A-2X	1/8	1/16
68A-3A	3/16	1/8
68A-3B	3/16	1/4
68A-4A	1/4	1/8
68A-4B	1/4	1/4
68A-4C	1/4	3/8
68A-4D	1/4	1/2
68A-5A	5/16	1/8
68A-5B	5/16	1/4
68A-5C	5/16	3/8
68A-5D	5/16	1/2
68A-6A	3/8	1/8
68A-6B	3/8	1/4
68A-6C	3/8	3/8
68A-6D	3/8	1/2
68A-6E	3/8	3/4
68A-7B	7/16	1/4
68A-7C	7/16	3/8
68A-8B	1/2	1/4
68A-8C	1/2	3/8
68A-8D	1/2	1/2
68A-8E	1/2	3/4
68A-10C	5/8	3/8
68A-10D	5/8	1/2
68A-10E	5/8	3/4
68A-12D	3/4	1/2
68A-12E	3/4	3/4
68A-14D	7/8	1/2
68A-14E	7/8	3/4



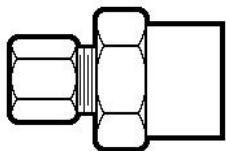
**68ATS**  
Male Connector  
Drilled Through

PART No.	COMP.	MPT
68ATS-3A	3/16	1/8
68ATS-3B	3/16	1/4
68ATS-4A	1/4	1/8
68ATS-4B	1/4	1/4
68ATS-6C	3/8	3/8
68ATS-8D	1/2	1/2



**6945A**  
45° Male Elbow  
FORGED

PART No.	COMP.	MPT
6945A-3A	3/16	1/8
6945A-4A	1/4	1/8
6945A-4B	1/4	1/4
6945A-5A	5/16	1/8
6945A-5B	5/16	1/4
6945A-6A	3/8	1/8
6945A-6B	3/8	1/4
6945A-6C	3/8	3/8
6945A-8C	1/2	3/8
6945A-8D	1/2	1/2
6945A-10D	5/8	1/2



**66AS**  
Faucet Adapter


PART No.	COMP.	SOLDER
66AS-610	3/8	5/8

C

# Standard 3-Piece Compression



**69A**  
90° Male Elbow  
SAE 060202BA



**69AF**  
90° Male Elbow  
FORGED



**70A**  
90° Female Elbow  
SAE 060203BA

T.O.C.

PART No.	COMP.	MPT
69A-2X	1/8	1/16
69A-2A	1/8	1/8
69A-3A	3/16	1/8
69A-3B*	3/16	1/4
69A-4A	1/4	1/8
69A-4B	1/4	1/4
69A-4C*	1/4	3/8
69A-4D*	1/4	1/2
69A-5A	5/16	1/8
69A-5B	5/16	1/4
69A-5C*	5/16	3/8
69A-6A	3/8	1/8
69A-6B	3/8	1/4
69A-6C	3/8	3/8
69A-6D*	3/8	1/2
69A-6E	3/8	3/4
69A-7B	7/16	1/4
69A-8B*	1/2	1/4
69A-8C	1/2	3/8
69A-8D	1/2	1/2
69A-8E*	1/2	3/4
69A-10C*	5/8	3/8
69A-10D	5/8	1/2
69A-10E*	5/8	3/4
69A-12D*	3/4	1/2
69A-12E*	3/4	3/4
69A-14E*	7/8	3/4


\*Forged, see part 69AF

PART No.	COMP.	MPT
69AF-3A	3/16	1/8
69AF-4A	1/4	1/8
69AF-4B	1/4	1/4
69AF-5A	5/16	1/8
69AF-5B	5/16	1/4
69AF-6B	3/8	1/4
69AF-6C	3/8	3/8

PART No.	COMP.	FPT
70A-2A	1/8	1/8
70A-3A	3/16	1/8
70A-4A*	1/4	1/8
70A-4B*	1/4	1/4
70A-4C	1/4	3/8
70A-5A	5/16	1/8
70A-6A*	3/8	1/8
70A-6B*	3/8	1/4
70A-6C	3/8	3/8
70A-6D	3/8	1/2
70A-7B	7/16	1/4
70A-8B	1/2	1/4
70A-8C*	1/2	3/8
70A-8D*	1/2	1/2
70A-8E	1/2	3/4
70A-10C*	5/8	3/8
70A-10D	5/8	1/2
70A-10E*	5/8	3/4
70A-12D	3/4	1/2
70A-12E	3/4	3/4


\*Forged

C




ID.

# Standard 3-Piece Compression



**71A**  
Male Run Tee



**76A**  
Street Tee



**N5CT**  
Compression Cap

C

PART No.	COMP.	MPT
71A-2A*	1/8	1/8
71A-3A	3/16	1/8
71A-4A*	1/4	1/8
71A-4B*	1/4	1/4
71A-5A*	5/16	1/8
71A-5B*	5/16	1/4
71A-6A	3/8	1/8
71A-6B*	3/8	1/4
71A-6C*	3/8	3/8
71A-8C*	1/2	3/8
71A-8D*	1/2	1/2
71A-10D	5/8	1/2
71A-12D	3/4	1/2

\*Forged

PART No.	COMP. (3)	MPT (1)	FPT (2)
76A-4A	1/4	1/8	1/8
76A-4B	1/4	1/4	1/4
76A-6B	3/8	1/4	1/4

PART No.	COMP.
N5CT-4	1/4
N5CT-5	5/16
N5CT-6	3/8
N5CT-8	1/2
N5CT-10	5/8



**72A**  
Male Branch Tee  
SAE 060425BA



**77A**  
Female Branch Tee



**U6CC**  
Adapter

PART No.	COMP.	MPT
72A-2A*	1/8	1/8
72A-3A	3/16	1/8
72A-4A*	1/4	1/8
72A-4B	1/4	1/4
72A-5A	5/16	1/8
72A-5B*	5/16	1/4
72A-6A*	3/8	1/8
72A-6B*	3/8	1/4
72A-6C*	3/8	3/8
72A-8C*	1/2	3/8
72A-8D*	1/2	1/2
72A-10D*	5/8	1/2
72A-12D	3/4	1/2
72A-12E	3/4	3/4

\*Forged

PART No.	COMP.	FPT
77A-4A	1/4	1/8

PART No.	M-COMP.	F-COMP.
U6CC-46	1/4	3/8
U6CC-68	3/8	1/2

# Double Compression

T.O.C.



**81LB**  
Control Nut

PART No.	COMP.
81LB-4	1/4



**188A**  
Connector

PART No.	COMP.	MPT
188A-2A	1/8	1/8
188A-3A	3/16	1/8
188A-4A	1/4	1/8
188A-5A	5/16	1/8

C



**181A**  
Control Nut

PART No.	COMP.
181A-2	1/8
181A-3	3/16
181A-4	1/4
181A-5	5/16



**189A**  
90° Elbow

PART No.	COMP.	MPT
189A-2A	1/8	1/8
189A-3A	3/16	1/8
189A-4A	1/4	1/8

Many thread sealant parts are currently in-stock and ready to ship!

Do you have a part that needs sealant? Give us a call!

Better than teflon tape & pipe dope! Let us add value to your customers.

## THREAD SEALANT OPTIONS ARE AVAILABLE



ID.

**Thread Sealant options are available, request it today!**




**961A**  
Nut with  
Captive Sleeve

PART No.	COMP.
961A-2	1/8
961A-3	3/16
961A-4	1/4
961A-5	5/16
961A-6	3/8
961A-8	1/2
961A-10	5/8
961A-12	3/4
961A-14	7/8



**962A**  
Union

PART No.	COMP.	COMP.
962A-22	1/8	
962A-33	3/16	
962A-44	1/4	
962A-55	5/16	
962A-66	3/8	
962A-88	1/2	
962A-1010	5/8	
962A-64	3/8	1/4



**965A**  
90° Union Elbow

PART No.	COMP.
965A-22	1/8
965A-44	1/4
965A-66	3/8
965A-88	1/2
965A-1010	5/8



**962BH**  
Bulkhead Union

PART No.	COMP.
962BH-4	1/4
962BH-6	3/8




**964A**  
Union Tee

PART No.	COMP.
964A-22	1/8
964A-33	3/16
964A-44	1/4
964A-55	5/16
964A-66	3/8
964A-88	1/2



**966A**  
Female Adapter

PART No.	COMP.	FPT
966A-2A	1/8	1/8
966A-3A	3/16	1/8
966A-4A	1/4	1/8
966A-4B	1/4	1/4
966A-5A	5/16	1/8
966A-6A	3/8	1/8
966A-6B	3/8	1/4
966A-6C	3/8	3/8
966A-6D	3/8	1/2
966A-8C	1/2	3/8
966A-8D	1/2	1/2
966A-10D	5/8	1/2



C




# A-LIGN "Captured Sleeve"



**968A**  
Male Connector

PART No.	COMP.	MPT
968A-2A	1/8	1/8
968A-2X	1/8	1/16
968A-3A	3/16	1/8
968A-3B	3/16	1/4
968A-4A	1/4	1/8
968A-4B	1/4	1/4
968A-4C	1/4	3/8
968A-4D	1/4	1/2
968A-5A	5/16	1/8
968A-5B	5/16	1/4
968A-6A	3/8	1/8
968A-6B	3/8	1/4
968A-6C	3/8	3/8
968A-6D	3/8	1/2
968A-8B	1/2	1/4
968A-8C	1/2	3/8
968A-8D	1/2	1/2
968A-10C	5/8	3/8
968A-10D	5/8	1/2
968A-10E	5/8	3/4
968A-12E	3/4	3/4
968A-14E	7/8	3/4



**969A**  
90° Male Elbow

PART No.	COMP.	MPT
969A-2A	1/8	1/8
969A-3A	3/16	1/8
969A-4A	1/4	1/8
969A-4B	1/4	1/4
969A-5A	5/16	1/8
969A-5B	5/16	1/4
969A-6A	3/8	1/8
969A-6B	3/8	1/4
969A-6C	3/8	3/8
969A-6D	3/8	1/2
969A-8C	1/2	3/8
969A-8D	1/2	1/2
969A-10D	5/8	1/2
969A-12E	3/4	3/4




**970A**  
90° Female Elbow  
FORGED

PART No.	COMP.	FPT
970A-4A	1/4	1/8
970A-4B	1/4	1/4
970A-6B	3/8	1/4
970A-6C	3/8	3/8
970A-8C	1/2	3/8

T.O.C.

C



**971A**  
Male Run Tee  
FORGED

PART No.	COMP.	MPT
971A-4A	1/4	1/8
971A-4B	1/4	1/4
971A-6B	3/8	1/4



**96945A**  
45° Male Elbow  
FORGED

PART No.	COMP.	MPT
96945A-4A	1/4	1/8
96945A-4B	1/4	1/4
96945A-6B	3/8	1/4
96945A-8C	1/2	3/8



**972A**  
Male Branch Tee

PART No.	COMP.	MPT
972A-3A	3/16	1/8
972A-4A	1/4	1/8
972A-4B	1/4	1/4
972A-6A	3/8	1/8
972A-6B	3/8	1/4
972A-6C	3/8	3/8
972A-8C	1/2	3/8

ID.



**256PF**  
Reducing Union

PART No.	COMP.	COMP.
256PF-64	3/8	1/4



**261PF**  
Brass Nut  
with Plastic Sleeve

PART No.	COMP.
261PF-4	1/4
261PF-5	5/16
261PF-6	3/8
261PF-8	1/2



**262PF**  
Union

PART No.	COMP.
262PF-2	1/8
262PF-3	3/16
262PF-4	1/4
262PF-5	5/16
262PF-6	3/8
262PF-8	1/2




**259PF**  
Brass Cap

PART No.	COMP.
259PF-4	1/4
259PF-6	3/8



**261PFB**  
Brass Nut  
with Brass Sleeve


PART No.	COMP.
261PFB-2	1/8
261PFB-3	3/16
261PFB-4	1/4
261PFB-5	5/16
261PFB-6	3/8
261PFB-8	1/2



**264PF**  
Union Tee

PART No.	COMP. (1,2)	COMP. (3)
264PF-2	1/8	
264PF-4	1/4	
264PF-5	5/16	
264PF-6*	3/8	
264PF-8	1/2	
264PF-664	3/8	1/4

\*Forged



**260PF**  
Plastic Sleeve

PART No.	COMP.
260PF-4	1/4
260PF-5	5/16
260PF-6	3/8
260PF-8	1/2



**261PFN**  
Brass Nut  
No Sleeve

PART No.	COMP.
261PFN-2	1/8
261PFN-4	1/4
261PFN-5	5/16
261PFN-6	3/8
261PFN-8	1/2



**260PFB**  
Brass Sleeve

PART No.	COMP.
260PFB-2	1/8
260PFB-3	3/16
260PFB-4	1/4
260PFB-6	3/8




**265PF**  
90° Union Elbow

PART No.	COMP.	COMP.
265PF-6	3/8	3/8

# Poly-Fit Compression

T.O.C.



**266PF**  
Female Adapter

PART No.	COMP.	FPT
266PF-2A	1/8	1/8
266PF-4A	1/4	1/8
266PF-4B	1/4	1/4
266PF-5A	5/16	1/8
266PF-6B	3/8	1/4
266PF-8C	1/2	3/8



**269PF**  
90° Male Elbow

PART No.	COMP.	MPT
269PF-2A*	1/8	1/8
269PF-3A	3/16	1/8
269PF-4A	1/4	1/8
269PF-4B	1/4	1/4
269PF-4C*	1/4	3/8
269PF-5A	5/16	1/8
269PF-6A*	3/8	1/8
269PF-6B	3/8	1/4
269PF-6C*	3/8	3/8
269PF-8C*	1/2	3/8
269PF-8D	1/2	1/2

\*Forged



**272PF**  
Male Branch Tee  
FORGED


PART No.	COMP.	MPT
272PF-2A	1/8	1/8
272PF-4A	1/4	1/8
272PF-4B	1/4	1/4
272PF-5A	5/16	1/8
272PF-6A	3/8	1/8
272PF-6B	3/8	1/4
272PF-8C	1/2	3/8

C




**268PF**  
Male Connector

PART No.	COMP.	MPT
268PF-2X1032	1/8	10-32
268PF-2A	1/8	1/8
268PF-3A	3/16	1/8
268PF-4X1032	1/4	10-32
268PF-4A	1/4	1/8
268PF-4B	1/4	1/4
268PF-4C	1/4	3/8
268PF-5A	5/16	1/8
268PF-5B	5/16	1/4
268PF-6A	3/8	1/8
268PF-6B	3/8	1/4
268PF-6C	3/8	3/8
268PF-8B	1/2	1/4
268PF-8C	1/2	3/8
268PF-8D	1/2	1/2



**270PF**  
90° Female Elbow

PART No.	COMP.	FPT
270PF-4A	1/4	1/8
270PF-4B	1/4	1/4
270PF-6B	3/8	1/4
270PF-8C	1/2	3/8



**277PF**  
Female Branch Tee  
FORGED

PART No.	COMP.	FPT
277PF-4B	1/4	1/4
277PF-4C	1/4	3/8



**271PF**  
Male Run Tee

PART No.	COMP.	MPT
271PF-4A	1/4	1/8
271PF-4B*	1/4	1/4
271PF-6B*	3/8	1/4
271PF-8C	1/2	3/8

\*Forged



**282PF**  
Bulkhead Union


PART No.	COMP.
282PF-4	1/4
282PF-5	5/16
282PF-6	3/8
282PF-8	1/2

ID.



**252PP**  
Union Cross

PART No.	PTC
252PP-2	1/8
252PP-4	1/4
252PP-6	3/8



**264PP**  
Union Tee

PART No.	PTC (1)	PTC (2)	PTC (3)
264PP-2	1/8		
264PP-2.5	5/32		
264PP-3	3/16		
264PP-4	1/4		
264PP-6	3/8		
264PP-8	1/2		
264PP-442	1/4	1/4	1/8
264PP-664	3/8	3/8	1/4



**268PP**  
Male Connector

PART No.	PTC	MPT
268PP-2X1032	1/8	10-32
268PP-2X	1/8	1/16
268PP-2A	1/8	1/8
268PP-2B	1/8	1/4
268PP-2.5X1032	5/32	10-32
268PP-2.5X	5/32	1/16
268PP-2.5A	5/32	1/8
268PP-2.5B	5/32	1/4
268PP-3X1032	3/16	10-32
268PP-3A	3/16	1/8
268PP-3B	3/16	1/4
268PP-4X1032	1/4	10-32
268PP-4X	1/4	1/16
268PP-4A	1/4	1/8
268PP-4B	1/4	1/4
268PP-4C	1/4	3/8
268PP-6A	3/8	1/8
268PP-6B	3/8	1/4
268PP-6C	3/8	3/8
268PP-6D	3/8	1/2
268PP-8B	1/2	1/4
268PP-8C	1/2	3/8
268PP-8D	1/2	1/2

D



**262PP**  
Union

PART No.	PTC	PTC
262PP-2	1/8	
262PP-2.5	5/32	
262PP-3	3/16	
262PP-4	1/4	
262PP-5	5/16	
262PP-6	3/8	
262PP-8	1/2	
262PP-64	3/8	1/4



**265PP**  
90° Union Elbow

PART No.	PTC
265PP-2	1/8
265PP-2.5	5/32
265PP-4	1/4
265PP-6	3/8
265PP-8	1/2



**266PP**  
Female Adapter

PART No.	PTC	FPT
266PP-2A	1/8	1/8
266PP-2.5A	5/32	1/8
266PP-4A	1/4	1/8
266PP-4B	1/4	1/4
266PP-6B	3/8	1/4
266PP-6C	3/8	3/8

# Brass Push-To-Connect

T.O.C.



**269PP**  
90° Male Elbow

PART No.	PTC	MPT
269PP-2A	1/8	1/8
269PP-2.5A	5/32	1/8
269PP-3A	3/16	1/8
269PP-4A	1/4	1/8
269PP-4B	1/4	1/4
269PP-4C	1/4	3/8
269PP-6A	3/8	1/8
269PP-6B	3/8	1/4
269PP-6C	3/8	3/8
269PP-6D	3/8	1/2
269PP-8B	1/2	1/4
269PP-8C	1/2	3/8
269PP-8D	1/2	1/2



**270PP**  
90° Female Elbow

PART No.	PTC	FPT
270PP-2A	1/8	1/8
270PP-2.5A	5/32	1/8
270PP-4A	1/4	1/8
270PP-4B	1/4	1/4
270PP-6B	3/8	1/4



**271PP**  
Male Run Tee


PART No.	PTC	MPT
271PP-2A	1/8	1/8
271PP-2.5A	5/32	1/8
271PP-4A	1/4	1/8
271PP-4B	1/4	1/4
271PP-6B	3/8	1/4
271PP-6C	3/8	3/8

D



**269PPS**  
90° Male Elbow  
Swivel

PART No.	PTC	MPT
269PPS-2A	1/8	1/8
269PPS-2.5X1032	5/32	10-32
269PPS-2.5A	5/32	1/8
269PPS-2.5B	5/32	1/4
269PPS-3A	3/16	1/8
269PPS-4X1032	1/4	10-32
269PPS-4A	1/4	1/8
269PPS-4B	1/4	1/4
269PPS-4C	1/4	3/8
269PPS-6A	3/8	1/8
269PPS-6B	3/8	1/4
269PPS-6C	3/8	3/8
269PPS-6D	3/8	1/2
269PPS-8B	1/2	1/4
269PPS-8C	1/2	3/8
269PPS-8D	1/2	1/2



**270PPS**  
90° Female Elbow  
Swivel

PART No.	PTC	FPT
270PPS-2.5A	5/32	1/8
270PPS-4A	1/4	1/8
270PPS-4B	1/4	1/4
270PPS-6B	3/8	1/4
270PPS-8C	1/2	3/8




**271PPS**  
Male Run Tee  
Swivel

PART No.	PTC	MPT
271PPS-2A	1/8	1/8
271PPS-2.5X1032	5/32	10-32
271PPS-2.5A	5/32	1/8
271PPS-4A	1/4	1/8
271PPS-4B	1/4	1/4
271PPS-5A	5/16	1/8
271PPS-6B	3/8	1/4
271PPS-6C	3/8	3/8
271PPS-8C	1/2	3/8
271PPS-8D	1/2	1/2

ID.

**Custom Fittings are Available!**

# Brass Push-To-Connect



**272PP**  
Male Branch Tee

PART No.	PTC	MPT
272PP-2.5A	5/32	1/8
272PP-3A	3/16	1/8
272PP-4A	1/4	1/8
272PP-4B	1/4	1/4
272PP-6A	3/8	1/8
272PP-6B	3/8	1/4
272PP-6C	3/8	3/8
272PP-8C	1/2	3/8



**282PP**  
Manifold

PART No.	PORT X	PORT Y
282PP-64	3/8	1/4



**286PP**  
Reducing Stem  
Use with Un-Plated  
Fittings Only

PART No.	STEM	PTC
286PP-42	1/4	1/8
286PP-42.5	1/4	5/32
286PP-64	3/8	1/4

D



**283PP**  
Bulkhead Union

PART No.	PTC
283PP-2	1/8
283PP-2.5	5/32
283PP-4	1/4
283PP-6	3/8
283PP-8	1/2



**287PP**  
Female Bulkhead  
Union

PART No.	PTC	FPT
287PP-4A	1/4	1/8
287PP-4B	1/4	1/4
287PP-6B	3/8	1/4



**272PPS**  
Male Branch Tee  
Swivel

PART No.	PTC	MPT
272PPS-2A	1/8	1/8
272PPS-2.5X1032	5/32	10-32
272PPS-2.5A	5/32	1/8
272PPS-4A	1/4	1/8
272PPS-4B	1/4	1/4
272PPS-5A	5/16	1/8
272PPS-6A	3/8	1/8
272PPS-6B	3/8	1/4
272PPS-6C	3/8	3/8
272PPS-8C	1/2	3/8
272PPS-8D	1/2	1/2



**284PP**  
Plug

PART No.	PTC
284PP-2	1/8
284PP-2.5	5/32
284PP-4	1/4
284PP-5	5/16
284PP-6	3/8
284PP-8	1/2




**289PP**  
Y-Connector Union

PART No.	PTC
289PP-2.5	5/32
289PP-4	1/4

# Composite Push-To-Connect



**262PPC**  
Union



**264PPC**  
Union Tee



**265PPC**  
90° Union Elbow

T.O.C.

PART No.	PTC	PTC
262PPC-2	1/8	
262PPC-2.5	5/32	
262PPC-3	3/16	
262PPC-4	1/4	
262PPC-5	5/16	
262PPC-6	3/8	
262PPC-8	1/2	
262PPC-42	1/4	1/8
262PPC-42.5	1/4	5/32
262PPC-54	5/16	1/4
262PPC-64	3/8	1/4
262PPC-65	3/8	5/16
262PPC-86	1/2	3/8

PART No.	PTC (1,2)	PTC (3)
264PPC-2	1/8	
264PPC-2.5	5/32	
264PPC-3	3/16	
264PPC-4	1/4	
264PPC-5	5/16	
264PPC-6	3/8	
264PPC-8	1/2	
264PPC-2.54	5/32	1/4
264PPC-42.5	1/4	5/32
264PPC-46	1/4	3/8
264PPC-54	5/16	1/4
264PPC-64	3/8	1/4
264PPC-65	3/8	5/16
264PPC-86	1/2	3/8

PART No.	PTC
265PPC-2	1/8
265PPC-2.5	5/32
265PPC-3	3/16
265PPC-4	1/4
265PPC-5	5/16
265PPC-6	3/8
265PPC-8	1/2

D



**METRIC**  
**262PPC**  
Union



**METRIC**  
**264PPC**  
Union Tee



**METRIC**  
**265PPC**  
90° Union Elbow

PART No.	PTC	PTC
262PPC-4MM	4MM	
262PPC-6MM	6MM	
262PPC-8MM	8MM	
262PPC-10MM	10MM	
262PPC-12MM	12MM	
262PPC-14MM	14MM	
262PPC-16MM	16MM	
262PPC-6MMX4MM	6MM	4MM
262PPC-8MMX6MM	8MM	6MM
262PPC-10MMX8MM	10MM	8MM
262PPC-12MMX10MM	12MM	10MM

PART No.	PTC
264PPC-4MM	4MM
264PPC-6MM	6MM
264PPC-8MM	8MM
264PPC-10MM	10MM
264PPC-12MM	12MM
264PPC-14MM	14MM
264PPC-16MM	16MM

PART No.	PTC
265PPC-4MM	4MM
265PPC-6MM	6MM
265PPC-8MM	8MM
265PPC-10MM	10MM
265PPC-12MM	12MM
265PPC-14MM	14MM
265PPC-16MM	16MM

ID.



**266PPC**  
Female Adapter



**268PPC**  
Male Connector



**METRIC**  
**268PPC**  
Male Connector

D

PART No.	PTC	FPT
266PPC-2X1032	1/8	10-32
266PPC-2A	1/8	1/8
266PPC-2.5A	5/32	1/8
266PPC-2.5B	5/32	1/4
266PPC-3A	3/16	1/8
266PPC-4A	1/4	1/8
266PPC-4B	1/4	1/4
266PPC-5A	5/16	1/8
266PPC-5B	5/16	1/4
266PPC-5C	5/16	3/8
266PPC-6A	3/8	1/8
266PPC-6B	3/8	1/4
266PPC-6C	3/8	3/8
266PPC-6D	3/8	1/2
266PPC-8B	1/2	1/4
266PPC-8C	1/2	3/8

PART No.	PTC	MPT
268PPC-2X1032	1/8	10-32
268PPC-2X	1/8	1/16
268PPC-2A	1/8	1/8
268PPC-2B	1/8	1/4
268PPC-2.5X1032	5/32	10-32
268PPC-2.5A	5/32	1/8
268PPC-2.5B	5/32	1/4
268PPC-3A	3/16	1/8
268PPC-3B	3/16	1/4
268PPC-4X1032	1/4	10-32
268PPC-4A	1/4	1/8
268PPC-4B	1/4	1/4
268PPC-4C	1/4	3/8
268PPC-4D	1/4	1/2
268PPC-5A	5/16	1/8
268PPC-5B	5/16	1/4
268PPC-5C	5/16	3/8
268PPC-6A	3/8	1/8
268PPC-6B	3/8	1/4
268PPC-6C	3/8	3/8
268PPC-6D	3/8	1/2
268PPC-8B	1/2	1/4
268PPC-8C	1/2	3/8
268PPC-8D	1/2	1/2

PART No.	PTC	Male BSPT
268PPC-4MMXM5	4MM	M5
268PPC-4MMX1/8	4MM	1/8
268PPC-4MMX1/4	4MM	1/4
268PPC-6MMXM5	6MM	M5
268PPC-6MMX1/8	6MM	1/8
268PPC-6MMX1/4	6MM	1/4
268PPC-6MMX3/8	6MM	3/8
268PPC-6MMX1/2	6MM	1/2
268PPC-8MMX1/8	8MM	1/8
268PPC-8MMX1/4	8MM	1/4
268PPC-8MMX3/8	8MM	3/8
268PPC-8MMX1/2	8MM	1/2
268PPC-10MMX1/8	10MM	1/8
268PPC-10MMX1/4	10MM	1/4
268PPC-10MMX3/8	10MM	3/8
268PPC-10MMX1/2	10MM	1/2
268PPC-12MMX1/4	12MM	1/4
268PPC-12MMX3/8	12MM	3/8
268PPC-12MMX1/2	12MM	1/2
268PPC-14MMX3/8	14MM	3/8
268PPC-14MMX1/2	14MM	1/2



**METRIC**  
**266PPC**  
Female Adapter

PART No.	PTC	Fem. BSPT
266PPC-4MMX1/8	4MM	1/8
266PPC-4MMX1/4	4MM	1/4
266PPC-6MMX1/8	6MM	1/8
266PPC-6MMX1/4	6MM	1/4
266PPC-8MMX1/8	8MM	1/8
266PPC-8MMX1/4	8MM	1/4
266PPC-10MMX3/8	10MM	3/8
266PPC-12MMX3/8	12MM	3/8
266PPC-12MMX1/2	12MM	1/2



# Composite Push-To-Connect



**269PPSC**  
90° Male Elbow  
Swivel



**METRIC**  
**269PPSC**  
90° Male Elbow  
Swivel



**270PPSC**  
90° Female Elbow  
Swivel

T.O.C.

PART No.	PTC	MPT
269PPSC-2X1032	1/8	10-32
269PPSC-2X	1/8	1/16
269PPSC-2A	1/8	1/8
269PPSC-2B	1/8	1/4
269PPSC-2.5X1032	5/32	10-32
269PPSC-2.5A	5/32	1/8
269PPSC-2.5B	5/32	1/4
269PPSC-3A	3/16	1/8
269PPSC-4X1032	1/4	10-32
269PPSC-4A	1/4	1/8
269PPSC-4B	1/4	1/4
269PPSC-4C	1/4	3/8
269PPSC-4D	1/4	1/2
269PPSC-5A	5/16	1/8
269PPSC-5B	5/16	1/4
269PPSC-5C	5/16	3/8
269PPSC-6A	3/8	1/8
269PPSC-6B	3/8	1/4
269PPSC-6C	3/8	3/8
269PPSC-6D	3/8	1/2
269PPSC-8B	1/2	1/4
269PPSC-8C	1/2	3/8
269PPSC-8D	1/2	1/2

PART No.	PTC	Male BSPT
269PPSC-4MMX1/8	4MM	1/8
269PPSC-4MMX1/4	4MM	1/4
269PPSC-6MMX1/8	6MM	1/8
269PPSC-6MMX1/4	6MM	1/4
269PPSC-6MMX3/8	6MM	3/8
269PPSC-6MMX1/2	6MM	1/2
269PPSC-8MMX1/8	8MM	1/8
269PPSC-8MMX1/4	8MM	1/4
269PPSC-8MMX3/8	8MM	3/8
269PPSC-8MMX1/2	8MM	1/2
269PPSC-10MMX1/8	10MM	1/8
269PPSC-10MMX1/4	10MM	1/4
269PPSC-10MMX3/8	10MM	3/8
269PPSC-10MMX1/2	10MM	1/2
269PPSC-12MMX1/4	12MM	1/4
269PPSC-12MMX3/8	12MM	3/8
269PPSC-12MMX1/2	12MM	1/2
269PPSC-14MMX3/8	14MM	3/8
269PPSC-14MMX1/2	14MM	1/2

PART No.	PTC	FPT
270PPSC-2A	1/8	1/8
270PPSC-2.5A	5/32	1/8
270PPSC-2.5B	5/32	1/4
270PPSC-4X1032	1/4	10-32
270PPSC-4A	1/4	1/8
270PPSC-4B	1/4	1/4
270PPSC-4C	1/4	3/8
270PPSC-5A	5/16	1/8
270PPSC-6A	3/8	1/8
270PPSC-6B	3/8	1/4
270PPSC-6C	3/8	3/8
270PPSC-8C	1/2	3/8

D



ID.

**We can stock to your needs! Give us a call!**



**271PPSC**  
Male Run Tee  
Swivel



**272PPSC**  
Male Branch Tee  
Swivel



**METRIC**  
**272PPSC**  
Male Branch Tee  
Swivel

PART No.	PTC	MPT
271PPSC-2X1032	1/8	10-32
271PPSC-2A	1/8	1/8
271PPSC-2.5X1032	5/32	10-32
271PPSC-2.5A	5/32	1/8
271PPSC-2.5B	5/32	1/4
271PPSC-4X1032	1/4	10-32
271PPSC-4A	1/4	1/8
271PPSC-4B	1/4	1/4
271PPSC-4C	1/4	3/8
271PPSC-5A	5/16	1/8
271PPSC-5B	5/16	1/4
271PPSC-5C	5/16	3/8
271PPSC-6A	3/8	1/8
271PPSC-6B	3/8	1/4
271PPSC-6C	3/8	3/8
271PPSC-6D	3/8	1/2
271PPSC-8B	1/2	1/4
271PPSC-8C	1/2	3/8
271PPSC-8D	1/2	1/2


PART No.	PTC	MPT
272PPSC-2X1032	1/8	10-32
272PPSC-2X	1/8	1/16
272PPSC-2A	1/8	1/8
272PPSC-2B	1/8	1/4
272PPSC-2.5X1032	5/32	10-32
272PPSC-2.5A	5/32	1/8
272PPSC-2.5B	5/32	1/4
272PPSC-4X1032	1/4	10-32
272PPSC-4A	1/4	1/8
272PPSC-4B	1/4	1/4
272PPSC-4C	1/4	3/8
272PPSC-5A	5/16	1/8
272PPSC-5B	5/16	1/4
272PPSC-5C	5/16	3/8
272PPSC-6A	3/8	1/8
272PPSC-6B	3/8	1/4
272PPSC-6C	3/8	3/8
272PPSC-6D	3/8	1/2
272PPSC-8B	1/2	1/4
272PPSC-8C	1/2	3/8
272PPSC-8D	1/2	1/2

PART No.	PTC	Male BSPT
272PPSC-4MMX1/8	4MM	1/8
272PPSC-4MMX1/4	4MM	1/4
272PPSC-6MMX1/8	6MM	1/8
272PPSC-6MMX1/4	6MM	1/4
272PPSC-8MMX1/8	8MM	1/8
272PPSC-8MMX1/4	8MM	1/4
272PPSC-8MMX3/8	8MM	3/8
272PPSC-10MMX1/4	10MM	1/4
272PPSC-10MMX3/8	10MM	3/8
272PPSC-10MMX1/2	10MM	1/2
272PPSC-12MMX1/4	12MM	1/4
272PPSC-12MMX3/8	12MM	3/8
272PPSC-12MMX1/2	12MM	1/2
272PPSC-14MMX3/8	14MM	3/8

D



**283PPC**  
Bulkhead Union



**METRIC**  
**283PPC**  
Bulkhead Union



PART No.	PTC
283PPC-2	1/8
283PPC-2.5	5/32
283PPC-4	1/4
283PPC-5	5/16
283PPC-6	3/8
283PPC-8	1/2

PART No.	PTC
283PPC-4MM	4MM
283PPC-6MM	6MM
283PPC-8MM	8MM
283PPC-12MM	12MM

# Composite Push-To-Connect



**285PPC**  
Cap

PART No.	PTC
285PPC-2.5	5/32
285PPC-4	1/4
285PPC-5	5/16
285PPC-6	3/8



**METRIC 285PPC**  
Cap

PART No.	PTC
285PPC-4MM	4MM
285PPC-6MM	6MM
285PPC-8MM	8MM
285PPC-10MM	10MM
285PPC-12MM	12MM



**289PPC**  
Y-Connector Union

PART No.	PTC (1,2)	PTC (3)
289PPC-2	1/8	
289PPC-2.5	5/32	
289PPC-4	1/4	
289PPC-5	5/16	
289PPC-6	3/8	
289PPC-8	1/2	
289PPC-46	1/4	3/8
289PPC-64	3/8	1/4



**METRIC 289PPC**  
Y-Connector Union

PART No.	PTC (1,2)	PTC (3)
289PPC-4MM	4MM	
289PPC-6MM	6MM	
289PPC-8MM	8MM	
289PPC-10MM	10MM	
289PPC-12MM	12MM	
289PPC-4MMX6MM	4MM	6MM
289PPC-6MMX8MM	6MM	8MM
289PPC-8MMX10MM	8MM	10MM



**958PPC**  
90° Flow Control Valve

PART No.	PTC	MPT
958PPC-2A	1/8	1/8
958PPC-2.5A	5/32	1/8
958PPC-4A	1/4	1/8
958PPC-4B	1/4	1/4
958PPC-4C	1/4	3/8
958PPC-6C	3/8	3/8
958PPC-8D	1/2	1/2



**959PPC**  
In-Line Flow Control Valve

PART No.	PTC
959PPC-2	1/8
959PPC-2.5	5/32
959PPC-4	1/4
959PPC-5	5/16
959PPC-6	3/8
959PPC-8	1/2



**METRIC 958PPC**  
90° Flow Control Valve

PART No.	PTC	MPT
958PPC-4MMX1/8	4MM	1/8
958PPC-6MMX1/8	6MM	1/8
958PPC-6MMX1/4	6MM	1/4



**METRIC 959PPC**  
In-Line Flow Control Valve

PART No.	PTC
959PPC-6MM	6MM
959PPC-8MM	8MM



**262PPNI**  
**Union**  
W/ Plastic Collet



**264PPNI**  
**Union Tee**  
W/ Plastic Collet



**265PPNI**  
**90° Union Elbow**  
W/ Plastic Collet

PART No.	PTC	PTC
262PPNI-2	1/8	
262PPNI-2.5	5/32	
262PPNI-4	1/4	
262PPNI-5	5/16	
262PPNI-6	3/8	
262PPNI-8	1/2	
262PPNI-42	1/4	1/8
262PPNI-54	5/16	1/4
262PPNI-62	3/8	1/8
262PPNI-64	3/8	1/4

PART No.	PTC
264PPNI-2	1/8
264PPNI-2.5	5/32
264PPNI-4	1/4
264PPNI-5	5/16
264PPNI-6	3/8
264PPNI-8	1/2

PART No.	PTC
265PPNI-2	1/8
265PPNI-2.5	5/32
265PPNI-4	1/4
265PPNI-5	5/16
265PPNI-6	3/8
265PPNI-8	1/2



**METRIC**  
**262PPNI**  
**Union**  
W/ Plastic Collet



**METRIC**  
**264PPNI**  
**Union Tee**  
W/ Plastic Collet



**METRIC**  
**265PPNI**  
**90° Union Elbow**  
W/ Plastic Collet

PART No.	PTC	PTC
262PPNI-3MM	3MM	
262PPNI-4MM	4MM	
262PPNI-5MM	5MM	
262PPNI-6MM	6MM	
262PPNI-8MM	8MM	
262PPNI-10MM	10MM	
262PPNI-12MM	12MM	
262PPNI-14MM	14MM	
262PPNI-6MMX4MM	6MM	4MM
262PPNI-8MMX6MM	8MM	6MM
262PPNI-10MMX8MM	10MM	8MM
262PPNI-12MMX10MM	12MM	10MM

PART No.	PTC
264PPNI-3MM	3MM
264PPNI-4MM	4MM
264PPNI-5MM	5MM
264PPNI-6MM	6MM
264PPNI-8MM	8MM
264PPNI-10MM	10MM
264PPNI-12MM	12MM
264PPNI-14MM	14MM

PART No.	PTC
265PPNI-3MM	3MM
265PPNI-4MM	4MM
265PPNI-5MM	5MM
265PPNI-6MM	6MM
265PPNI-8MM	8MM
265PPNI-10MM	10MM
265PPNI-12MM	12MM
265PPNI-14MM	14MM

D

# Nickel-Plated Push-To-Connect



**266PPNI**  
**Female Adapter**  
W/ Plastic Collet



**268PPNI**  
**Male Connector**  
W/ Plastic Collet



**METRIC**  
**268PPNI**  
**Male Connector**  
W/ Plastic Collet

T.O.C.

PART No.	PTC	FPT
266PPNI-2A	1/8	1/8
266PPNI-2B	1/8	1/4
266PPNI-2.5A	5/32	1/8
266PPNI-2.5B	5/32	1/4
266PPNI-4A	1/4	1/8
266PPNI-4B	1/4	1/4
266PPNI-6B	3/8	1/4
266PPNI-6C	3/8	3/8

PART No.	PTC	UTS
268PPNI-2X1032	1/8	10-32
268PPNI-2A	1/8	1/8
268PPNI-2B	1/8	1/4
268PPNI-2.5X1032	5/32	10-32
268PPNI-2.5A	5/32	1/8
268PPNI-2.5B	5/32	1/4
268PPNI-4X1032	1/4	10-32
268PPNI-4A	1/4	1/8
268PPNI-4B	1/4	1/4
268PPNI-4C	1/4	3/8
268PPNI-5A	5/16	1/8
268PPNI-5B	5/16	1/4
268PPNI-5C	5/16	3/8
268PPNI-6A	3/8	1/8
268PPNI-6B	3/8	1/4
268PPNI-6C	3/8	3/8
268PPNI-6D	3/8	1/2
268PPNI-8B	1/2	1/4
268PPNI-8C	1/2	3/8
268PPNI-8D	1/2	1/2

PART No.	PTC	UTS
268PPNI-4MMX1/8	4MM	1/8
268PPNI-4MMX1/4	4MM	1/4
268PPNI-5MMX1/8	5MM	1/8
268PPNI-5MMX1/4	5MM	1/4
268PPNI-6MMX1/8	6MM	1/8
268PPNI-6MMX1/4	6MM	1/4
268PPNI-6MMX3/8	6MM	3/8
268PPNI-6MMX1/2	6MM	1/2
268PPNI-8MMX1/8	8MM	1/8
268PPNI-8MMX1/4	8MM	1/4
268PPNI-8MMX3/8	8MM	3/8
268PPNI-8MMX1/2	8MM	1/2
268PPNI-10MMX1/4	10MM	1/4
268PPNI-10MMX3/8	10MM	3/8
268PPNI-10MMX1/2	10MM	1/2
268PPNI-12MMX1/4	12MM	1/4
268PPNI-12MMX3/8	12MM	3/8
268PPNI-12MMX1/2	12MM	1/2
268PPNI-14MMX3/8	14MM	3/8
268PPNI-14MMX1/2	14MM	1/2



**METRIC**  
**266PPNI**  
**Female Adapter**  
W/ Plastic Collet

PART No.	PTC	Fem. BSPP
266PPNI-4MMX1/8	4MM	1/8
266PPNI-4MMX1/4	4MM	1/4
266PPNI-5MMX1/8	5MM	1/8
266PPNI-6MMX1/8	6MM	1/8
266PPNI-6MMX1/4	6MM	1/4
266PPNI-8MMX1/8	8MM	1/8
266PPNI-8MMX1/4	8MM	1/4
266PPNI-8MMX3/8	8MM	3/8
266PPNI-10MMX1/4	10MM	1/4
266PPNI-10MMX3/8	10MM	3/8
266PPNI-10MMX1/2	10MM	1/2
266PPNI-12MMX3/8	12MM	3/8
266PPNI-12MMX1/2	12MM	1/2

D

**UTS - Universal Thread System**

- No Stripped Fittings •No Stripped Ports
- Completely Reusable •Quick Installation
- No Pitch Identification •Reduce Inventory

**Works With:**

NPTF • BSPP • BSPT  
ISO7 • ISO220  
G THREAD • J THREAD

ID.



**269PPSNI**  
90° Male Elbow  
Swivel  
W/ Plastic Collet

PART No.	PTC	UTS
269PPSNI-2A	1/8	1/8
269PPSNI-2B	1/8	1/4
269PPSNI-2.5X1032	5/32	10-32
269PPSNI-2.5A	5/32	1/8
269PPSNI-2.5B	5/32	1/4
269PPSNI-4A	1/4	1/8
269PPSNI-4B	1/4	1/4
269PPSNI-4C	1/4	3/8
269PPSNI-5A	5/16	1/4
269PPSNI-5B	5/16	1/8
269PPSNI-5C	5/16	3/8
269PPSNI-6A	3/8	1/8
269PPSNI-6B	3/8	1/4
269PPSNI-6C	3/8	3/8
269PPSNI-6D	3/8	1/2
269PPSNI-8B	1/2	1/4
269PPSNI-8C	1/2	3/8
269PPSNI-8D	1/2	1/2



**METRIC**  
**269PPSNI**  
90° Male Elbow  
Swivel  
W/ Plastic Collet

PART No.	PTC	UTS
269PPSNI-4MMX1/8	4MM	1/8
269PPSNI-4MMX1/4	4MM	1/4
269PPSNI-5MMX1/8	5MM	1/8
269PPSNI-6MMX1/8	6MM	1/8
269PPSNI-6MMX1/4	6MM	1/4
269PPSNI-8MMX1/8	8MM	1/8
269PPSNI-8MMX1/4	8MM	1/4
269PPSNI-8MMX3/8	8MM	3/8
269PPSNI-8MMX1/2	8MM	1/2
269PPSNI-10MMX1/4	10MM	1/4
269PPSNI-10MMX3/8	10MM	3/8
269PPSNI-10MMX1/2	10MM	1/2
269PPSNI-12MMX3/8	12MM	3/8
269PPSNI-12MMX1/2	12MM	1/2
269PPSNI-14MMX3/8	14MM	3/8
269PPSNI-14MMX1/2	14MM	1/2



**271PPSNI**  
Male Run Tee  
Swivel  
W/ Plastic Collet

PART No.	PTC	UTS
271PPSNI-2A	1/8	1/8
271PPSNI-2B	1/8	1/4
271PPSNI-2.5A	5/32	1/8
271PPSNI-2.5B	5/32	1/4
271PPSNI-4A	1/4	1/8
271PPSNI-4B	1/4	1/4
271PPSNI-6B	3/8	1/4
271PPSNI-6C	3/8	3/8
271PPSNI-6D	3/8	1/2
271PPSNI-8B	1/2	1/4
271PPSNI-8C	1/2	3/8
271PPSNI-8D	1/2	1/2



**METRIC**  
**271PPSNI**  
Male Run Tee  
Swivel  
W/ Plastic Collet

PART No.	PTC	UTS
271PPSNI-4MMX1/8	4MM	1/8
271PPSNI-4MMX1/4	4MM	1/4
271PPSNI-5MMX1/8	5MM	1/8
271PPSNI-6MMX1/8	6MM	1/8
271PPSNI-6MMX1/4	6MM	1/4
271PPSNI-8MMX1/8	8MM	1/8
271PPSNI-8MMX1/4	8MM	1/4
271PPSNI-8MMX3/8	8MM	3/8
271PPSNI-8MMX1/2	8MM	1/2
271PPSNI-10MMX1/4	10MM	1/4
271PPSNI-10MMX3/8	10MM	3/8
271PPSNI-10MMX1/2	10MM	1/2
271PPSNI-12MMX3/8	12MM	3/8
271PPSNI-12MMX1/2	12MM	1/2



**269PPNI**  
90° Male Elbow  
W/ Plastic Collet

PART No.	PTC	MPT
269PPNI-4A	1/4	1/8
269PPNI-4B	1/4	1/4
269PPNI-6B	3/8	1/4
269PPNI-6C	3/8	3/8



**270PPSNI**  
90° Female Elbow  
Swivel  
W/ Plastic Collet

PART No.	PTC	FPT
270PPSNI-2.5A	5/32	1/8
270PPSNI-2.5B	5/32	1/4
270PPSNI-4A	1/4	1/8
270PPSNI-4B	1/4	1/4
270PPSNI-6A	3/8	1/8
270PPSNI-6B	3/8	1/4

# Nickel-Plated Push-To-Connect




**272PPSNI**  
Male Branch Tee  
Swivel  
W/ Plastic Collet

PART No.	PTC	UTS
272PPSNI-2A	1/8	1/8
272PPSNI-2B	1/8	1/4
272PPSNI-2.5A	5/32	1/8
272PPSNI-2.5B	5/32	1/4
272PPSNI-4A	1/4	1/8
272PPSNI-4B	1/4	1/4
272PPSNI-4C	1/4	3/8
272PPSNI-5A	5/16	1/8
272PPSNI-6B	3/8	1/4
272PPSNI-6C	3/8	3/8
272PPSNI-6D	3/8	1/2
272PPSNI-8B	1/2	1/4
272PPSNI-8C	1/2	3/8
272PPSNI-8D	1/2	1/2




**METRIC 272PPSNI**  
Male Branch Tee  
Swivel  
W/ Plastic Collet

PART No.	PTC	UTS
272PPSNI-4MMX1/8	4MM	1/8
272PPSNI-4MMX1/4	4MM	1/4
272PPSNI-5MMX1/8	5MM	1/8
272PPSNI-6MMX1/8	6MM	1/8
272PPSNI-6MMX1/4	6MM	1/4
272PPSNI-8MMX1/8	8MM	1/8
272PPSNI-8MMX1/4	8MM	1/4
272PPSNI-8MMX3/8	8MM	3/8
272PPSNI-8MMX1/2	8MM	1/2
272PPSNI-10MMX1/4	10MM	1/4
272PPSNI-10MMX3/8	10MM	3/8
272PPSNI-10MMX1/2	10MM	1/2
272PPSNI-12MMX3/8	12MM	3/8
272PPSNI-12MMX1/2	12MM	1/2
272PPSNI-14MMX3/8	14MM	3/8
272PPSNI-14MMX1/2	14MM	1/2



**283PPNI**  
Bulkhead Union  
W/ Plastic Collet

PART No.	PTC
283PPNI-2	1/8
283PPNI-2.5	5/32
283PPNI-4	1/4
283PPNI-5	5/16
283PPNI-6	3/8
283PPNI-8	1/2



**METRIC 283PPNI**  
Bulkhead Union  
W/ Plastic Collet

PART No.	PTC
283PPNI-3MM	3MM
283PPNI-4MM	4MM
283PPNI-5MM	5MM
283PPNI-6MM	6MM
283PPNI-8MM	8MM
283PPNI-10MM	10MM
283PPNI-12MM	12MM



**286PPNI**  
Reducing Stem  
Use with Nickel-Plated  
Fittings Only  
W/ Plastic Collet

PART No.	STEM	PTC
286PPNI-42	1/4	1/8
286PPNI-42.5	1/4	5/32
286PPNI-64	3/8	1/4
286PPNI-84	1/2	1/4
286PPNI-86	1/2	3/8



**METRIC 286PPNI**  
Reducing Stem  
W/ Plastic Collet

PART No.	PTC	STEM
286PPNI-4MMX3MM	4MM	3MM
286PPNI-5MMX4MM	5MM	4MM
286PPNI-6MMX4MM	6MM	4MM
286PPNI-6MMX5MM	6MM	5MM
286PPNI-8MMX6MM	8MM	6MM
286PPNI-10MMX8MM	10MM	8MM
286PPNI-12MMX8MM	12MM	8MM

## UTS - Universal Thread System

- No Stripped Fittings
- No Stripped Ports
- Completely Reusable
- Quick Installation
- No Pitch Identification
- Reduce Inventory

### Works With:

NPTF • BSPP • BSPT  
ISO7 • ISO220  
G THREAD • J THREAD



**289PPNI**  
Y-Connector Union  
W/ Plastic Collet

PART No.	PTC
289PPNI-2	1/8
289PPNI-2.5	5/32
289PPNI-4	1/4

T.O.C.

D

ID.



**262PPNIC**  
**Union**  
W/ Nickel Collet

PART No.	PTC
262PPNIC-2	1/8
262PPNIC-2.5	5/32
262PPNIC-4	1/4
262PPNIC-5	5/16
262PPNIC-6	3/8
262PPNIC-8	1/2



**264PPNIC**  
**Union Tee**  
W/ Nickel Collet

PART No.	PTC
264PPNIC-2	1/8
264PPNIC-2.5	5/32
264PPNIC-4	1/4
264PPNIC-5	5/16
264PPNIC-6	3/8
264PPNIC-8	1/2



**266PPNIC**  
**Female Adapter**  
W/ Nickel Collet

PART No.	PTC	FPT
266PPNIC-2X1032	1/8	10-32
266PPNIC-2A	1/8	1/8
266PPNIC-2.5X1032	5/32	10-32
266PPNIC-2.5A	5/32	1/8
266PPNIC-4A	1/4	1/8
266PPNIC-4B	1/4	1/4
266PPNIC-4C	1/4	3/8
266PPNIC-5B	5/16	1/4
266PPNIC-5C	5/16	3/8
266PPNIC-6B	3/8	1/4
266PPNIC-6C	3/8	3/8
266PPNIC-6D	3/8	1/2
266PPNIC-8C	1/2	3/8
266PPNIC-8D	1/2	1/2



**METRIC**  
**262PPNIC**  
**Union**  
W/ Nickel Collet

PART No.	PTC
262PPNIC-4MM	4MM
262PPNIC-6MM	6MM
262PPNIC-8MM	8MM
262PPNIC-10MM	10MM
262PPNIC-12MM	12MM



**METRIC**  
**264PPNIC**  
**Union Tee**  
W/ Nickel Collet

PART No.	PTC
264PPNIC-4MM	4MM
264PPNIC-6MM	6MM
264PPNIC-8MM	8MM
264PPNIC-10MM	10MM
264PPNIC-12MM	12MM



**METRIC**  
**266PPNIC**  
**Female Adapter**  
W/ Nickel Collet

PART No.	PTC	BSP
266PPNIC-4MMX1/8	4MM	1/8
266PPNIC-6MMX1/8	6MM	1/8
266PPNIC-6MMX1/4	6MM	1/4
266PPNIC-8MMX1/8	8MM	1/8
266PPNIC-8MMX1/4	8MM	1/4
266PPNIC-10MMX1/4	10MM	1/4
266PPNIC-10MMX3/8	10MM	3/8



**265PPNIC**  
**90° Union Elbow**  
W/ Nickel Collet

PART No.	PTC
265PPNIC-2	1/8
265PPNIC-2.5	5/32
265PPNIC-4	1/4
265PPNIC-5	5/16
265PPNIC-6	3/8
265PPNIC-8	1/2



**METRIC**  
**265PPNIC**  
**90° Union Elbow**  
W/ Nickel Collet

PART No.	PTC
265PPNIC-4MM	4MM
265PPNIC-6MM	6MM
265PPNIC-8MM	8MM
265PPNIC-10MM	10MM
265PPNIC-12MM	12MM



# Nickel-Plated Push-To-Connect



**268PPNIC**  
Male Connector  
W/ Nickel Collet



**METRIC 268PPNIC**  
Male Connector  
W/ Nickel Collet



**269PPSNIC**  
90° Male Elbow  
Swivel  
W/ Nickel Collet

T.O.C.

PART No.	PTC	MPT
268PPNIC-2X1032	1/8	10-32
268PPNIC-2A	1/8	1/8
268PPNIC-2B	1/8	1/4
268PPNIC-2.5X1032	5/32	10-32
268PPNIC-2.5A	5/32	1/8
268PPNIC-2.5B	5/32	1/4
268PPNIC-4X1032	1/4	10-32
268PPNIC-4A	1/4	1/8
268PPNIC-4B	1/4	1/4
268PPNIC-4C	1/4	3/8
268PPNIC-5A	5/16	1/8
268PPNIC-5B	5/16	1/4
268PPNIC-5C	5/16	3/8
268PPNIC-6A	3/8	1/8
268PPNIC-6B	3/8	1/4
268PPNIC-6C	3/8	3/8
268PPNIC-6D	3/8	1/2
268PPNIC-8B	1/2	1/4
268PPNIC-8C	1/2	3/8
268PPNIC-8D	1/2	1/2

PART No.	PTC	Male BSPT
268PPNIC-4MMX1/8	4MM	1/8
268PPNIC-4MMX1/4	4MM	1/4
268PPNIC-6MMX1/8	6MM	1/8
268PPNIC-6MMX1/4	6MM	1/4
268PPNIC-8MMX1/8	8MM	1/8
268PPNIC-8MMX1/4	8MM	1/4
268PPNIC-8MMX3/8	8MM	3/8
268PPNIC-10MMX1/4	10MM	1/4
268PPNIC-10MMX3/8	10MM	3/8
268PPNIC-12MMX1/4	12MM	1/4

PART No.	PTC	MPT
269PPSNIC-2X1032	1/8	10-32
269PPSNIC-2A	1/8	1/8
269PPSNIC-2B	1/8	1/4
269PPSNIC-2.5X1032	5/32	10-32
269PPSNIC-2.5A	5/32	1/8
269PPSNIC-4A	1/4	1/8
269PPSNIC-4B	1/4	1/4
269PPSNIC-4C	1/4	3/8
269PPSNIC-5B	5/16	1/4
269PPSNIC-5C	5/16	3/8
269PPSNIC-6A	3/8	1/8
269PPSNIC-6B	3/8	1/4
269PPSNIC-6C	3/8	3/8
269PPSNIC-6D	3/8	1/2
269PPSNIC-8B	1/2	1/4
269PPSNIC-8C	1/2	3/8
269PPSNIC-8D	1/2	1/2

D



**METRIC 269PPSNIC**  
90° Male Elbow  
Swivel  
W/ Nickel Collet

PART No.	PTC	Male BSPT
269PPSNIC-4MMX1/8	4MM	1/8
269PPSNIC-4MMX1/4	4MM	1/4
269PPSNIC-6MMXM5	6MM	M5
269PPSNIC-6MMX1/8	6MM	1/8
269PPSNIC-6MMX1/4	6MM	1/4
269PPSNIC-8MMX1/8	8MM	1/8
269PPSNIC-8MMX1/4	8MM	1/4
269PPSNIC-8MMX3/8	8MM	3/8
269PPSNIC-10MMX1/4	10MM	1/4
269PPSNIC-10MMX3/8	10MM	3/8

ID.

**We can stock to your needs! Give us a call!**



**271PPSNIC**  
Male Run Tee  
Swivel  
W/ Nickel Collet



**272PPSNIC**  
Male Branch Tee  
Swivel  
W/ Nickel Collet



**283PPNIC**  
Bulkhead Union  
W/ Nickel Collet

PART No.	PTC	MPT
271PPSNIC-2X1032	1/8	10-32
271PPSNIC-2A	1/8	1/8
271PPSNIC-4A	1/4	1/8
271PPSNIC-4B	1/4	1/4
271PPSNIC-4C	1/4	3/8
271PPSNIC-6B	3/8	1/4
271PPSNIC-6C	3/8	3/8
271PPSNIC-6D	3/8	1/2
271PPSNIC-8C	1/2	3/8
271PPSNIC-8D	1/2	1/2

PART No.	PTC	MPT
272PPSNIC-2X1032	1/8	10-32
272PPSNIC-2A	1/8	1/8
272PPSNIC-4A	1/4	1/8
272PPSNIC-4B	1/4	1/4
272PPSNIC-4C	1/4	3/8
272PPSNIC-5A	5/16	1/8
272PPSNIC-5B	5/16	1/4
272PPSNIC-5C	5/16	3/8
272PPSNIC-6B	3/8	1/4
272PPSNIC-6C	3/8	3/8
272PPSNIC-6D	3/8	1/2
272PPSNIC-8B	1/2	1/4
272PPSNIC-8C	1/2	3/8
272PPSNIC-8D	1/2	1/2

PART No.	PTC
283PPNIC-2.5	5/32
283PPNIC-4	1/4
283PPNIC-5	5/16
283PPNIC-6	3/8
283PPNIC-8	1/2

D



**METRIC**  
**283PPNIC**  
Bulkhead Union  
W/ Nickel Collet

PART No.	PTC
283PPNIC-4MM	4MM
283PPNIC-8MM	8MM




# Nickel-Plated Push-To-Connect

## METRIC AVAILABILITY QUICK GUIDE [T.O.C.](#)

COMPOSITE PTC		NICKEL-PLATED w/ PLASTIC COLLET PTC		NICKEL-PLATED w/ NICKEL COLLET PTC	
262PPC	pg 37	262PPNI	pg 42	262PPNIC	pg 46
264PPC	pg 37	264PPNI	pg 42	264PPNIC	pg 46
265PPC	pg 37	265PPNI	pg 42	265PPNIC	pg 46
266PPC	pg 38	266PPNI	pg 43	266PPNIC	pg 46
268PPC	pg 38	268PPNI	pg 43	268PPNIC	pg 47
269PPSC	pg 39	269PPSNI	pg 44	269PPSNIC	pg 47
272PPSC	pg 40	271PPSNI	pg 44	283PPNIC	pg 48
283PPC	pg 40	272PPSNI	pg 45		
285PPC	pg 41	283PPNI	pg 45		
289PPC	pg 41	286PPNI	pg 45		
958PPC	pg 41				
959PPC	pg 41				

D



ID.



**262PP-SS**  
**Union**  
Stainless Steel

PART No.	PTC
262PP-SS-2.5	5/32
262PP-SS-3	3/16
262PP-SS-4	1/4
262PP-SS-5	5/16
262PP-SS-6	3/8
262PP-SS-8	1/2



**264PP-SS**  
**Union Tee**  
Stainless Steel

PART No.	PTC
264PP-SS-2.5	5/32
264PP-SS-4	1/4
264PP-SS-5	5/16
264PP-SS-6	3/8
264PP-SS-8	1/2



**265PP-SS**  
**90° Union Elbow**  
Stainless Steel

PART No.	PTC
265PP-SS-2.5	5/32
265PP-SS-4	1/4
265PP-SS-5	5/16
265PP-SS-6	3/8
265PP-SS-8	1/2



**266PP-SS**  
**Female Adapter**  
Stainless Steel

PART No.	PTC	FPT
266PP-SS-2.5X1032	5/32	10-32
266PP-SS-2.5A	5/32	1/8
266PP-SS-2.5B	5/32	1/4
266PP-SS-4X1032	1/4	10-32
266PP-SS-4A	1/4	1/8
266PP-SS-4B	1/4	1/4
266PP-SS-4C	1/4	3/8
266PP-SS-4D	1/4	1/2
266PP-SS-5A	5/16	1/8
266PP-SS-5B	5/16	1/4
266PP-SS-5C	5/16	3/8
266PP-SS-5D	5/16	1/2
266PP-SS-6B	3/8	1/4
266PP-SS-6C	3/8	3/8
266PP-SS-6D	3/8	1/2
266PP-SS-8B	1/2	1/4
266PP-SS-8C	1/2	3/8
266PP-SS-8D	1/2	1/2



**268PP-SS**  
**Male Connector**  
Stainless Steel

PART No.	PTC	MPT
268PP-SS-2X1032	1/8	10-32
268PP-SS-2.5X1032	5/32	10-32
268PP-SS-2.5A	5/32	1/8
268PP-SS-2.5B	5/32	1/4
268PP-SS-4X1032	1/4	10-32
268PP-SS-4A	1/4	1/8
268PP-SS-4B	1/4	1/4
268PP-SS-4C	1/4	3/8
268PP-SS-4D	1/4	1/2
268PP-SS-5A	5/16	1/8
268PP-SS-5B	5/16	1/4
268PP-SS-5C	5/16	3/8
268PP-SS-5D	5/16	1/2
268PP-SS-6B	3/8	1/4
268PP-SS-6C	3/8	3/8
268PP-SS-6D	3/8	1/2
268PP-SS-8B	1/2	1/4
268PP-SS-8C	1/2	3/8
268PP-SS-8D	1/2	1/2



**269PPS-SS**  
**90° Male Elbow**  
Swivel  
Stainless Steel

PART No.	PTC	MPT
269PPS-SS-2.5X1032	5/32	10-32
269PPS-SS-2.5A	5/32	1/8
269PPS-SS-2.5B	5/32	1/4
269PPS-SS-4X1032	1/4	10-32
269PPS-SS-4A	1/4	1/8
269PPS-SS-4B	1/4	1/4
269PPS-SS-4C	1/4	3/8
269PPS-SS-4D	1/4	1/2
269PPS-SS-5A	5/16	1/8
269PPS-SS-5B	5/16	1/4
269PPS-SS-5C	5/16	3/8
269PPS-SS-5D	5/16	1/2
269PPS-SS-6A	3/8	1/8
269PPS-SS-6B	3/8	1/4
269PPS-SS-6C	3/8	3/8
269PPS-SS-6D	3/8	1/2
269PPS-SS-8B	1/2	1/4
269PPS-SS-8C	1/2	3/8
269PPS-SS-8D	1/2	1/2

D

# Stainless Steel Push-To-Connect



**271PPS-SS**  
Male Run Tee  
Swivel  
Stainless Steel



**272PPS-SS**  
Male Branch Tee  
Swivel  
Stainless Steel



**287PP-SS**  
Female Bulkhead  
Adapter  
Stainless Steel

T.O.C.

PART No.	PTC	MPT
271PPS-SS-2.5X1032	5/32	10-32
271PPS-SS-2.5A	5/32	1/8
271PPS-SS-2.5B	5/32	1/4
271PPS-SS-4X1032	1/4	10-32
271PPS-SS-4A	1/4	1/8
271PPS-SS-4B	1/4	1/4
271PPS-SS-4C	1/4	3/8
271PPS-SS-4D	1/4	1/2
271PPS-SS-5A	5/16	1/8
271PPS-SS-5B	5/16	1/4
271PPS-SS-5C	5/16	3/8
271PPS-SS-5D	5/16	1/2
271PPS-SS-6B	3/8	1/4
271PPS-SS-6C	3/8	3/8
271PPS-SS-6D	3/8	1/2
271PPS-SS-8B	1/2	1/4
271PPS-SS-8C	1/2	3/8
271PPS-SS-8D	1/2	1/2

PART No.	PTC	MPT
272PPS-SS-2.5X1032	5/32	10-32
272PPS-SS-2.5A	5/32	1/8
272PPS-SS-2.5B	5/32	1/4
272PPS-SS-4X1032	1/4	10-32
272PPS-SS-4A	1/4	1/8
272PPS-SS-4B	1/4	1/4
272PPS-SS-4C	1/4	3/8
272PPS-SS-4D	1/4	1/2
272PPS-SS-5A	5/16	1/8
272PPS-SS-5B	5/16	1/4
272PPS-SS-5C	5/16	3/8
272PPS-SS-5D	5/16	1/2
272PPS-SS-6A	3/8	1/8
272PPS-SS-6B	3/8	1/4
272PPS-SS-6C	3/8	3/8
272PPS-SS-6D	3/8	1/2
272PPS-SS-8B	1/2	1/4
272PPS-SS-8C	1/2	3/8
272PPS-SS-8D	1/2	1/2

PART No.	PTC	FPT
287PP-SS-2.5X1032	5/32	10-32
287PP-SS-2.5A	5/32	1/8
287PP-SS-2.5B	5/32	1/4
287PP-SS-4X1032	1/4	10-32
287PP-SS-4A	1/4	1/8
287PP-SS-4B	1/4	1/4
287PP-SS-4C	1/4	3/8
287PP-SS-4D	1/4	1/2
287PP-SS-5A	5/16	1/8
287PP-SS-5B	5/16	1/4
287PP-SS-5C	5/16	3/8
287PP-SS-5D	5/16	1/2
287PP-SS-6B	3/8	1/4
287PP-SS-6C	3/8	3/8
287PP-SS-6D	3/8	1/2
287PP-SS-8B	1/2	1/4
287PP-SS-8C	1/2	3/8
287PP-SS-8D	1/2	1/2

D



**283PP-SS**  
Bulkhead Union  
Stainless Steel



**289PP-SS**  
Y-Connector Union  
Stainless Steel

PART No.	PTC
283PP-SS-2.5	5/32
283PP-SS-4	1/4
283PP-SS-5	5/16
283PP-SS-6	3/8
283PP-SS-8	1/2

PART No.	PTC
289PP-SS-2.5	5/32
289PP-SS-4	1/4
289PP-SS-5	5/16
289PP-SS-6	3/8
289PP-SS-8	1/2

ID.

**We can stock to your needs! Give us a call!**



**262PPDOT**  
Union

PART No.	PTC
262PPDOT-2	1/8
262PPDOT-2.5	5/32
262PPDOT-3	3/16
262PPDOT-4	1/4
262PPDOT-5	5/16
262PPDOT-6	3/8
262PPDOT-8	1/2
262PPDOT-10	5/8
262PPDOT-12	3/4



**265PPDOT**  
90° Union Elbow

PART No.	PTC
265PPDOT-3	3/16
265PPDOT-4	1/4
265PPDOT-6	3/8
265PPDOT-8	1/2



**268PPDOT**  
Male Connector

PART No.	PTC	MPT
268PPDOT-2.5X	5/32	1/16
268PPDOT-2.5A	5/32	1/8
268PPDOT-3X1032	3/16	10-32
268PPDOT-3X	3/16	1/16
268PPDOT-3A	3/16	1/8
268PPDOT-3B	3/16	1/4
268PPDOT-4X	1/4	1/16
268PPDOT-4A	1/4	1/8
268PPDOT-4B	1/4	1/4
268PPDOT-4C	1/4	3/8
268PPDOT-6A	3/8	1/8
268PPDOT-6B	3/8	1/4
268PPDOT-6C	3/8	3/8
268PPDOT-6D	3/8	1/2
268PPDOT-8B	1/2	1/4
268PPDOT-8C	1/2	3/8
268PPDOT-8D	1/2	1/2
268PPDOT-8E	1/2	3/4
268PPDOT-10C	5/8	3/8
268PPDOT-10D	5/8	1/2
268PPDOT-10E	5/8	3/4
268PPDOT-12D	3/4	1/2
268PPDOT-12E	3/4	3/4



**266PPDOT**  
Female Adapter

PART No.	PTC	FPT
266PPDOT-2.5A	5/32	1/8
266PPDOT-4A	1/4	1/8
266PPDOT-4B	1/4	1/4
266PPDOT-6A	3/8	1/8
266PPDOT-6B	3/8	1/4
266PPDOT-6C	3/8	3/8
266PPDOT-8B	1/2	1/4
266PPDOT-8C	1/2	3/8
266PPDOT-8D	1/2	1/2



**262BHPPDOT**  
Bulkhead Union

PART No.	PTC
262BHPPDOT-4	1/4
262BHPPDOT-6	3/8
262BHPPDOT-8	1/2
262BHPPDOT-10	5/8



**264PPDOT**  
Union Tee

PART No.	PTC (1,2)	PTC (3)
264PPDOT-2.5	5/32	
264PPDOT-4	1/4	
264PPDOT-6	3/8	
264PPDOT-8	1/2	
264PPDOT-10	5/8	
264PPDOT-12	3/4	
264PPDOT-664	3/8	1/4
264PPDOT-884	1/2	1/4



**266BHPPDOT**  
Female Bulkhead Union

PART No.	PTC	FPT
266BHPPDOT-4A	1/4	1/8
266BHPPDOT-4B	1/4	1/4
266BHPPDOT-6B	3/8	1/4
266BHPPDOT-6C	3/8	3/8
266BHPPDOT-8C	1/2	3/8


# Brass D.O.T. Push-To-Connect



**269PPDOT**  
90° Male Elbow



**269PPSDOT**  
90° Male Elbow  
Swivel



**270PPSDOT**  
90° Female Elbow  
Swivel

T.O.C.

PART No.	PTC	MPT
269PPDOT-2.5X	5/32	1/16
269PPDOT-2.5A	5/32	1/8
269PPDOT-3A	3/16	1/8
269PPDOT-4A	1/4	1/8
269PPDOT-4B	1/4	1/4
269PPDOT-4C	1/4	3/8
269PPDOT-6A	3/8	1/8
269PPDOT-6B	3/8	1/4
269PPDOT-6C	3/8	3/8
269PPDOT-6D	3/8	1/2
269PPDOT-8B	1/2	1/4
269PPDOT-8C	1/2	3/8
269PPDOT-8D	1/2	1/2
269PPDOT-10C	5/8	3/8
269PPDOT-10D	5/8	1/2
269PPDOT-12D	3/4	1/2
269PPDOT-12E	3/4	3/4

PART No.	PTC	MPT
269PPSDOT-2.5A	5/32	1/8
269PPSDOT-2.5B	5/32	1/4
269PPSDOT-4A	1/4	1/8
269PPSDOT-4B	1/4	1/4
269PPSDOT-4C	1/4	3/8
269PPSDOT-6A	3/8	1/8
269PPSDOT-6B	3/8	1/4
269PPSDOT-6C	3/8	3/8
269PPSDOT-6D	3/8	1/2
269PPSDOT-6E	3/8	3/4
269PPSDOT-8B	1/2	1/4
269PPSDOT-8C	1/2	3/8
269PPSDOT-8D	1/2	1/2
269PPSDOT-8E	1/2	3/4
269PPSDOT-10C	5/8	3/8
269PPSDOT-10D	5/8	1/2
269PPSDOT-10E	5/8	3/4
269PPSDOT-12C	3/4	3/8
269PPSDOT-12D	3/4	1/2
269PPSDOT-12E	3/4	3/4

PART No.	PTC	FPT
270PPSDOT-4A	1/4	1/8
270PPSDOT-4B	1/4	1/4
270PPSDOT-6B	3/8	1/4



**271PPDOT**  
Male Run Tee

PART No.	PTC (1)	PTC (3)	MPT (2)
271PPDOT-4A	1/4		1/8
271PPDOT-4B	1/4		1/4
271PPDOT-6B	3/8		1/4
271PPDOT-6C	3/8		3/8
271PPDOT-8C	1/2		3/8
271PPDOT-64B	3/8	1/4	1/4
271PPDOT-64C	3/8	3/8	1/4

E



**270PPDOT**  
90° Female Elbow



**271PPSDOT**  
Male Run Tee  
Swivel

PART No.	PTC	FPT
270PPDOT-4A	1/4	1/8
270PPDOT-4B	1/4	1/4
270PPDOT-4C	1/4	3/8
270PPDOT-6B	3/8	1/4
270PPDOT-6C	3/8	3/8
270PPDOT-8C	1/2	3/8
270PPDOT-8D	1/2	1/2

PART No.	PTC	MPT
271PPSDOT-4A	1/4	1/8
271PPSDOT-4B	1/4	1/4
271PPSDOT-6B	3/8	1/4
271PPSDOT-6C	3/8	3/8
271PPSDOT-8B	1/2	1/4
271PPSDOT-8C	1/2	3/8
271PPSDOT-8D	1/2	1/2

ID.

# Brass D.O.T. Push-To-Connect



**272PPDOT**  
Male Branch Tee



**277PPDOT**  
Female Branch Tee



**279PPDOT**  
45° Male Elbow

PART No.	PTC	MPT
272PPDOT-2.5A	5/32	1/8
272PPDOT-4A	1/4	1/8
272PPDOT-4B	1/4	1/4
272PPDOT-6B	3/8	1/4
272PPDOT-6C	3/8	3/8
272PPDOT-6D	3/8	1/2
272PPDOT-8C	1/2	3/8

PART No.	PTC	FPT
277PPDOT-4A	1/4	1/8
277PPDOT-4B	1/4	1/4
277PPDOT-6B	3/8	1/4
277PPDOT-6C	3/8	3/8

PART No.	PTC	MPT
279PPDOT-4A	1/4	1/8
279PPDOT-4B	1/4	1/4
279PPDOT-6A	3/8	1/8
279PPDOT-6B	3/8	1/4
279PPDOT-6C	3/8	3/8
279PPDOT-6D	3/8	1/2
279PPDOT-8B	1/2	1/4
279PPDOT-8C	1/2	3/8
279PPDOT-8D	1/2	1/2
279PPDOT-10C	5/8	3/8
279PPDOT-10D	5/8	1/2
279PPDOT-12D	3/4	1/2
279PPDOT-12E	3/4	3/4



**272PPSDOT**  
Male Branch Tee  
Swivel



**277PPSDOT**  
Female Branch Tee  
Swivel

PART No.	PTC	MPT
272PPSDOT-4A	1/4	1/8
272PPSDOT-4B	1/4	1/4
272PPSDOT-6A	3/8	1/8
272PPSDOT-6B	3/8	1/4
272PPSDOT-6C	3/8	3/8
272PPSDOT-6D	3/8	1/2
272PPSDOT-8B	1/2	1/4
272PPSDOT-8C	1/2	3/8
272PPSDOT-8D	1/2	1/2


PART No.	PTC	FPT
277PPSDOT-4A	1/4	1/8
277PPSDOT-4B	1/4	1/4
277PPSDOT-6B	3/8	1/4



**279PPSDOT**  
45° Male Elbow  
Swivel

PART No.	PTC	MPT
279PPSDOT-4A	1/4	1/8
279PPSDOT-4B	1/4	1/4
279PPSDOT-6A	3/8	1/8
279PPSDOT-6B	3/8	1/4
279PPSDOT-6C	3/8	3/8
279PPSDOT-6D	3/8	1/2
279PPSDOT-8B	1/2	1/4
279PPSDOT-8C	1/2	3/8
279PPSDOT-8D	1/2	1/2
279PPSDOT-10C	5/8	3/8
279PPSDOT-10D	5/8	1/2
279PPSDOT-12E	3/4	3/4

## THREAD SEALANT OPTIONS ARE AVAILABLE



Many thread sealant parts are currently in-stock and ready to ship!

Do you have a part that needs sealant? Give us a call!

Better than teflon tape & pipe dope! Let us add value to your customers.



# Composite D.O.T. Push-To-Connect



**262PPCDOT**  
Union

PART No.	PTC	PTC
262PPCDOT-2.5	5/32	
262PPCDOT-3	3/16	
262PPCDOT-4	1/4	
262PPCDOT-6	3/8	
262PPCDOT-8	1/2	
262PPCDOT-10	5/8	
262PPCDOT-12	3/4	
262PPCDOT-42.5	1/4	5/32
262PPCDOT-64	3/8	1/4
262PPCDOT-86	1/2	3/8



**264PPCDOT**  
Union Tee

PART No.	PTC (1,2)	PTC (3)
264PPCDOT-2.5	5/32	
264PPCDOT-3	3/16	
264PPCDOT-4	1/4	
264PPCDOT-6	3/8	
264PPCDOT-8	1/2	
264PPCDOT-10	5/8	
264PPCDOT-446	1/4	5/32
264PPCDOT-664	3/8	1/4
264PPCDOT-886	1/2	3/8



**266BHPPCDOT**  
Female Bulkhead  
Union

PART No.	PTC	FPT
266BHPPCDOT-2.5B	5/32	1/4
266BHPPCDOT-4A	1/4	1/8
266BHPPCDOT-4B	1/4	1/4
266BHPPCDOT-6B	3/8	1/4
266BHPPCDOT-6C	3/8	3/8
266BHPPCDOT-8C	1/2	3/8
266BHPPCDOT-8D	1/2	1/2

T.O.C.



**262BHPPCDOT**  
Bulkhead Union

PART No.	PTC
262BHPPCDOT-2.5	5/32
262BHPPCDOT-4	1/4
262BHPPCDOT-6	3/8
262BHPPCDOT-8	1/2
262BHPPCDOT-10	5/8



**266PPCDOT**  
Female Adapter

PART No.	PTC	FPT
266PPCDOT-2.5A	5/32	1/8
266PPCDOT-2.5B	5/32	1/4
266PPCDOT-3A	3/16	1/8
266PPCDOT-4A	1/4	1/8
266PPCDOT-4B	1/4	1/4
266PPCDOT-4C	1/4	3/8
266PPCDOT-6A	3/8	1/8
266PPCDOT-6B	3/8	1/4
266PPCDOT-6C	3/8	3/8
266PPCDOT-6D	3/8	1/2
266PPCDOT-8A	1/2	1/8
266PPCDOT-8B	1/2	1/4
266PPCDOT-8C	1/2	3/8
266PPCDOT-8D	1/2	1/2
266PPCDOT-10D	5/8	1/2



**268PPCDOT**  
Male Connector

PART No.	PTC	MPT
268PPCDOT-2.5X	5/32	1/16
268PPCDOT-2.5A	5/32	1/8
268PPCDOT-2.5B	5/32	1/4
268PPCDOT-3A	3/16	1/8
268PPCDOT-3B	3/16	1/4
268PPCDOT-4A	1/4	1/8
268PPCDOT-4B	1/4	1/4
268PPCDOT-4C	1/4	3/8
268PPCDOT-4D	1/4	1/2
268PPCDOT-6A	3/8	1/8
268PPCDOT-6B	3/8	1/4
268PPCDOT-6C	3/8	3/8
268PPCDOT-6D	3/8	1/2
268PPCDOT-8B	1/2	1/4
268PPCDOT-8C	1/2	3/8
268PPCDOT-8D	1/2	1/2
268PPCDOT-10C	5/8	3/8
268PPCDOT-10D	5/8	1/2
268PPCDOT-10E	5/8	3/4
268PPCDOT-12C	3/4	3/8
268PPCDOT-12D	3/4	1/2
268PPCDOT-12E	3/4	3/4

E



**265PPCDOT**  
90° Union Elbow

PART No.	PTC
265PPCDOT-2.5	5/32
265PPCDOT-4	1/4
265PPCDOT-6	3/8
265PPCDOT-8	1/2
265PPCDOT-10	5/8

ID.

Thread Sealant options are available, request it today!



**269PPSCDOT**  
**90° Male Elbow**  
Positionable Swivel



**270PPSCDOT**  
**90° Female Elbow**  
Positionable Swivel



**271PPSCDOT**  
**Male Run Tee**  
Positionable Swivel

PART No.	PTC	MPT
269PPSCDOT-2.5A	5/32	1/8
269PPSCDOT-2.5B	5/32	1/4
269PPSCDOT-3A	3/16	1/8
269PPSCDOT-4A	1/4	1/8
269PPSCDOT-4B	1/4	1/4
269PPSCDOT-4C	1/4	3/8
269PPSCDOT-4D	1/4	1/2
269PPSCDOT-6A	3/8	1/8
269PPSCDOT-6B	3/8	1/4
269PPSCDOT-6C	3/8	3/8
269PPSCDOT-6D	3/8	1/2
269PPSCDOT-8B	1/2	1/4
269PPSCDOT-8C	1/2	3/8
269PPSCDOT-8D	1/2	1/2
269PPSCDOT-8E	1/2	3/4
269PPSCDOT-10C	5/8	3/8
269PPSCDOT-10D	5/8	1/2
269PPSCDOT-10E	5/8	3/4
269PPSCDOT-12D	3/4	1/2
269PPSCDOT-12E	3/4	3/4

PART No.	PTC	FPT
270PPSCDOT-2.5A	5/32	1/8
270PPSCDOT-2.5B	5/32	1/4
270PPSCDOT-4A	1/4	1/8
270PPSCDOT-4B	1/4	1/4
270PPSCDOT-4C	1/4	3/8
270PPSCDOT-6A	3/8	1/8
270PPSCDOT-6B	3/8	1/4
270PPSCDOT-6C	3/8	3/8
270PPSCDOT-6D	3/8	1/2
270PPSCDOT-8A	1/2	1/8
270PPSCDOT-8B	1/2	1/4
270PPSCDOT-8C	1/2	3/8
270PPSCDOT-8D	1/2	1/2
270PPSCDOT-10D	5/8	1/2

PART No.	PTC	MPT
271PPSCDOT-2.5X	5/32	1/16
271PPSCDOT-2.5A	5/32	1/8
271PPSCDOT-2.5B	5/32	1/4
271PPSCDOT-3A	3/16	1/8
271PPSCDOT-4A	1/4	1/8
271PPSCDOT-4B	1/4	1/4
271PPSCDOT-4C	1/4	3/8
271PPSCDOT-6B	3/8	1/4
271PPSCDOT-6C	3/8	3/8
271PPSCDOT-6D	3/8	1/2
271PPSCDOT-8B	1/2	1/4
271PPSCDOT-8C	1/2	3/8
271PPSCDOT-8D	1/2	1/2
271PPSCDOT-10D	5/8	1/2

E



**271PPSCDOT**  
**Reducing Male Run Tee**  
Positionable Swivel

PART No.	PTC (1)	MPT (2)	PTC (3)
271PPSCDOT-64B	3/8	1/4	1/4
271PPSCDOT-64C	3/8	3/8	1/4
271PPSCDOT-86C	1/2	3/8	3/8
271PPSCDOT-84D	1/2	1/2	1/4
271PPSCDOT-86D	1/2	1/2	3/8



# Composite D.O.T. Push-To-Connect



**272PPSCDOT**  
Male Branch Tee  
Positionable Swivel



**279PPSCDOT**  
45° Male Elbow  
Positionable Swivel



**288PPSCDOT**  
Y-Male Branch  
Connector  
Positionable Swivel

T.O.C.

PART No.	PTC	MPT
272PPSCDOT-2.5X	5/32	1/16
272PPSCDOT-2.5A	5/32	1/8
272PPSCDOT-2.5B	5/32	1/4
272PPSCDOT-4A	1/4	1/8
272PPSCDOT-4B	1/4	1/4
272PPSCDOT-4C	1/4	3/8
272PPSCDOT-6A	3/8	1/8
272PPSCDOT-6B	3/8	1/4
272PPSCDOT-6C	3/8	3/8
272PPSCDOT-6D	3/8	1/2
272PPSCDOT-8B	1/2	1/4
272PPSCDOT-8C	1/2	3/8
272PPSCDOT-8D	1/2	1/2
272PPSCDOT-10C	5/8	3/8
272PPSCDOT-10D	5/8	1/2

PART No.	PTC	MPT
279PPSCDOT-2.5A	5/32	1/8
279PPSCDOT-4A	1/4	1/8
279PPSCDOT-4B	1/4	1/4
279PPSCDOT-4C	1/4	3/8
279PPSCDOT-6A	3/8	1/8
279PPSCDOT-6B	3/8	1/4
279PPSCDOT-6C	3/8	3/8
279PPSCDOT-6D	3/8	1/2
279PPSCDOT-8A	1/2	1/8
279PPSCDOT-8B	1/2	1/4
279PPSCDOT-8C	1/2	3/8
279PPSCDOT-8D	1/2	1/2
279PPSCDOT-10C	5/8	3/8
279PPSCDOT-10D	5/8	1/2
279PPSCDOT-12C	3/4	3/8
279PPSCDOT-12D	3/4	1/2

PART No.	PTC	MPT
288PPSCDOT-4A	1/4	1/8
288PPSCDOT-4B	1/4	1/4
288PPSCDOT-4C	1/4	3/8
288PPSCDOT-6B	3/8	1/4
288PPSCDOT-6C	3/8	3/8
288PPSCDOT-8C	1/2	3/8
288PPSCDOT-8D	1/2	1/2



**289PPCDOT**  
Y-Connector Union

E

PART No.	PTC (1,2)	PTC (3)
289PPCDOT-4	1/4	
289PPCDOT-6	3/8	
289PPCDOT-8	1/2	
289PPCDOT-10	5/8	
289PPCDOT-46	1/4	3/8
289PPCDOT-64	3/8	1/4
289PPCDOT-68	3/8	1/2
289PPCDOT-86	1/2	3/8



**277PPSCDOT**  
Female Branch Tee  
Positionable Swivel

PART No.	PTC	FPT
277PPSCDOT-4A	1/4	1/8
277PPSCDOT-4B	1/4	1/4
277PPSCDOT-6B	3/8	1/4
277PPSCDOT-8C	1/2	3/8
277PPSCDOT-10B	5/8	1/4

## **Positionable Swivels**

These fittings are positionable to allow tubing to be connected, but won't turn freely.

ID.



**260A**  
Sleeve  
SAE 120115

PART No.	TUBE
260A-4	1/4
260A-6	3/8
260A-8	1/2
260A-10	5/8
260A-12	3/4



**264A**  
Union Tee  
SAE 120401BA

PART No.	TUBE
264A-44	1/4
264A-66	3/8
264A-88	1/2
264A-1010	5/8



**268A**  
Male Connector  
SAE 120102BA

PART No.	TUBE	MPT
268A-4A	1/4	1/8
268A-4B	1/4	1/4
268A-4C	1/4	3/8
268A-6A	3/8	1/8
268A-6B	3/8	1/4
268A-6C	3/8	3/8
268A-6D	3/8	1/2
268A-8B	1/2	1/4
268A-8C	1/2	3/8
268A-8D	1/2	1/2
268A-10C	5/8	3/8
268A-10D	5/8	1/2
268A-12D	3/4	1/2
268A-12E	3/4	3/4



**261A**  
Nut  
SAE 120111

PART No.	TUBE
261A-4	1/4
261A-6	3/8
261A-8	1/2
261A-10	5/8
261A-12	3/4



**265A**  
90° Union Elbow  
SAE 120201BA

PART No.	TUBE
265A-44	1/4
265A-66	3/8
265A-88	1/2
265A-1010	5/8



**262A**  
Union  
SAE 120101BA

PART No.	TUBE
262A-4	1/4
262A-6	3/8
262A-8	1/2
262A-10	5/8
262A-12	3/4



**269A**  
90° Male Elbow  
SAE 120202BA

PART No.	TUBE	MPT
269A-4A	1/4	1/8
269A-4B	1/4	1/4
269A-6A	3/8	1/8
269A-6B	3/8	1/4
269A-6C	3/8	3/8
269A-6D	3/8	1/2
269A-8B	1/2	1/4
269A-8C	1/2	3/8
269A-8D	1/2	1/2
269A-10C	5/8	3/8
269A-10D	5/8	1/2
269A-12D	3/4	1/2



**266A**  
Female Adapter  
SAE 120103BA

PART No.	TUBE	FPT
266A-4A	1/4	1/8
266A-4B	1/4	1/4
266A-6A	3/8	1/8
266A-6B	3/8	1/4
266A-6C	3/8	3/8
266A-8C	1/2	3/8
266A-8D	1/2	1/2
266A-10D	5/8	1/2




**262BH**  
Bulkhead Union

PART No.	TUBE
262BH-8	1/2

F

# Copper Tube Air Brake

T.O.C.



**270A**  
90° Female Elbow  
SAE 120203BA

PART No.	TUBE	FPT
270A-4A	1/4	1/8
270A-6A	3/8	1/8
270A-6B	3/8	1/4
270A-6C	3/8	3/8
270A-8C	1/2	3/8
270A-10D	5/8	1/2



**272A**  
Male Branch Tee  
SAE 120425BA

PART No.	TUBE	MPT
272A-4A	1/4	1/8
272A-4B	1/4	1/4
272A-6A	3/8	1/8
272A-6B	3/8	1/4
272A-6C	3/8	3/8
272A-8C	1/2	3/8
272A-8D	1/2	1/2



**279A**  
45° Male Elbow  
SAE 120302BA

PART No.	TUBE	MPT
279A-4A	1/4	1/8
279A-6A	3/8	1/8
279A-6B	3/8	1/4
279A-6C	3/8	3/8
279A-8C	1/2	3/8



**271A**  
Male Run Tee  
SAE 120424BA

PART No.	TUBE	MPT
271A-4A	1/4	1/8
271A-4B	1/4	1/4
271A-6B	3/8	1/4
271A-6C	3/8	3/8
271A-8D	1/2	1/2

## Nylon Tube Air Brake Fittings

F



**59A**  
Insert  
Stainless Steel

PART No.	TUBE
59A-4	1/4
59A-6	3/8
59A-8	1/2
59A-10	5/8
59A-12	3/4



**60NAB**  
Sleeve  
SAE 100115BA

PART No.	TUBE
60NAB-3	3/16
60NAB-4	1/4
60NAB-6	3/8
60NAB-8	1/2
60NAB-10	5/8
60NAB-12	3/4



**63NAB**  
Flat Top Insert  
Stainless Steel

PART No.	TUBE
63NAB-4	1/4
63NAB-6	3/8
63NAB-8	1/2
63NAB-10	5/8



**1484**  
Insert  
Brass

PART No.	TUBE
1484X4	1/4
1484X6	3/8
1484X8	1/2
1484X10	5/8
1484X12	3/4


ID.

Don't see what you need? Call us today!




**61NAB**  
Nut  
SAE 100110BA

PART No.	NAB
61NAB-3	3/16
61NAB-4	1/4
61NAB-6	3/8
61NAB-8	1/2
61NAB-10	5/8
61NAB-12	3/4



**64NAB**  
Union Tee  
SAE 100401BA

PART No.	NAB (1,2)	NAB (3)
64NAB-4	1/4	
64NAB-6	3/8	
64NAB-8	1/2	
64NAB-10	5/8	
64NAB-664	3/8	1/4
64NAB-886	1/2	3/8



**66NABH**  
Female Bulkhead  
Adapter

PART No.	NAB	FPT
66NABH-6C	3/8	3/8
66NABH-8C	1/2	3/8



**62NAB**  
Union  
SAE 100101BA

PART No.	NAB
62NAB-4	1/4
62NAB-6	3/8
62NAB-8	1/2
62NAB-10	5/8
62NAB-12	3/4



**65NAB**  
90° Union Elbow  
SAE 100201BA

PART No.	NAB
65NAB-4	1/4
65NAB-6	3/8
65NAB-8	1/2
65NAB-10	5/8



**68NAB**  
Male Connector  
SAE 100102BA

PART No.	NAB	MPT
68NAB-3X	3/16	1/16
68NAB-3A	3/16	1/8
68NAB-3B	3/16	1/4
68NAB-4X	1/4	1/16
68NAB-4A	1/4	1/8
68NAB-4B	1/4	1/4
68NAB-4C	1/4	3/8
68NAB-6A	3/8	1/8
68NAB-6B	3/8	1/4
68NAB-6C	3/8	3/8
68NAB-6D	3/8	1/2
68NAB-8B	1/2	1/4
68NAB-8C	1/2	3/8
68NAB-8D	1/2	1/2
68NAB-8E	1/2	3/4
68NAB-10C	5/8	3/8
68NAB-10D	5/8	1/2
68NAB-10E	5/8	3/4
68NAB-12C	3/4	3/8
68NAB-12D	3/4	1/2
68NAB-12E	3/4	3/4



**62NABH**  
Bulkhead Union

PART No.	NAB
62NABH-3	3/16
62NABH-4	1/4
62NABH-6	3/8
62NABH-8	1/2
62NABH-10	5/8



**66NAB**  
Female Adapter  
SAE 100103BA

PART No.	NAB	FPT
66NAB-4A	1/4	1/8
66NAB-4B	1/4	1/4
66NAB-6A	3/8	1/8
66NAB-6B	3/8	1/4
66NAB-6C	3/8	3/8
66NAB-8C	1/2	3/8
66NAB-8D	1/2	1/2
66NAB-10C	5/8	3/8
66NAB-10D	5/8	1/2

# Nylon Tube Air Brake

T.O.C.



**69NAB**  
90° Male Elbow  
SAE 100202BA

PART No.	NAB	MPT
69NAB-3A	3/16	1/8
69NAB-3B	3/16	1/4
69NAB-4A	1/4	1/8
69NAB-4B	1/4	1/4
69NAB-4C	1/4	3/8
69NAB-6A	3/8	1/8
69NAB-6B	3/8	1/4
69NAB-6C	3/8	3/8
69NAB-6D	3/8	1/2
69NAB-8B	1/2	1/4
69NAB-8C	1/2	3/8
69NAB-8D	1/2	1/2
69NAB-10C	5/8	3/8
69NAB-10D	5/8	1/2
69NAB-10E	5/8	3/4
69NAB-12D	3/4	1/2
69NAB-12E	3/4	3/4




**71NAB**  
Male Run Tee  
SAE 100424BA

PART No.	NAB	MPT
71NAB-4A	1/4	1/8
71NAB-4B	1/4	1/4
71NAB-6B	3/8	1/4
71NAB-6C	3/8	3/8
71NAB-8B	1/2	1/4
71NAB-8C	1/2	3/8
71NAB-8D	1/2	1/2
71NAB-10D	5/8	1/2



**79NAB**  
45° Male Elbow

PART No.	NAB	MPT
79NAB-4A	1/4	1/8
79NAB-4B	1/4	1/4
79NAB-6A	3/8	1/8
79NAB-6B	3/8	1/4
79NAB-6C	3/8	3/8
79NAB-6D	3/8	1/2
79NAB-8B	1/2	1/4
79NAB-8C	1/2	3/8
79NAB-8D	1/2	1/2
79NAB-10C	5/8	3/8
79NAB-10D	5/8	1/2
79NAB-12D	3/4	1/2



**72NAB**  
Male Branch Tee  
SAE 100425BA

PART No.	NAB (1)	NAB (2)	MPT (3)
72NAB-3A	3/16		1/8
72NAB-4A	1/4		1/8
72NAB-4B	1/4		1/4
72NAB-6A	3/8		1/8
72NAB-6B	3/8		1/4
72NAB-6C	3/8		3/8
72NAB-8B	1/2		1/4
72NAB-8C	1/2		3/8
72NAB-8D	1/2		1/2
72NAB-10D	5/8		1/2
72NAB-86C	1/2	3/8	3/8



**70NAB**  
90° Female Elbow  
SAE 100203BA

PART No.	NAB	FPT
70NAB-3A	3/16	1/8
70NAB-4A	1/4	1/8
70NAB-4B	1/4	1/4
70NAB-6A	3/8	1/8
70NAB-6B	3/8	1/4
70NAB-6C	3/8	3/8
70NAB-8C	1/2	3/8
70NAB-8D	1/2	1/2
70NAB-10D	5/8	1/2

F

## NVS Parts Available

If you need ANY parts **WITHOUT** thread sealant, add NVS to the front of the part number, and let us do the rest!

For example:  
**72NAB-6B** - comes with thread sealant


**NVS72NAB-6B** - comes without thread sealant

ID.



**RAB**  
Black Rubber  
Air Brake Hose

PART No.	HOSE O.D.	HOSE I.D.	PACKAGE
RAB6-50	3/4	3/8	50 FT
RAB6-250	3/4	3/8	250 FT
RAB8-50	7/8	1/2	50 FT
RAB8-250	7/8	1/2	250 FT



**371A**  
Hose Nut  
with Spring Guard

PART No.	HOSE
371A-6	3/8
371A-8	1/2



**360A**  
Hose Sleeve

PART No.	HOSE
360A-6	3/8
360A-8	1/2



**361A-\*G**  
Groove Hose Nut  
Use with Spring Guard

PART No.	HOSE
361A-6G	3/8
361A-8G	1/2




**362A**  
Hose Union

PART No.	HOSE
362A-6	3/8
362A-8	1/2



**361A**  
Hose Nut

PART No.	HOSE
361A-6	3/8
361A-8	1/2



**371AS**  
Spring Guard  
Spring Only

PART No.	HOSE
371AS-6	SPRING ONLY
371AS-8	SPRING ONLY



**B362A**  
Union Body  
Body Only

PART No.	HOSE
B362A-6	3/8
B362A-8	1/2

F



# J1402 Rubber Hose Air Brake

T.O.C.



**368A**  
Male Connector



**366A**  
Female Hose  
Connector  
Swivel



**388A**  
Male Adapter

PART No.	HOSE	MPT
368A-6B	3/8	1/4
368A-6C	3/8	3/8
368A-6D	3/8	1/2
368A-8C	1/2	3/8
368A-8D	1/2	1/2

PART No.	HOSE	STRAIGH THREAD
366A-6	3/8	3/4-20
366A-8	1/2	7/8-20

PART No.	STRAIGHT THREAD	MPT
388A-12B	3/4 X 20	1/4
388A-12C	3/4 X 20	3/8
388A-12D	3/4 X 20	1/2
388A-14C	7/8 X 20	3/8
388A-14D	7/8 X 20	1/2



**B368A**  
Male Connector  
Body  
Body Only



**B366A**  
Female Hose  
Connector  
Swivel  
Body Only



**389A**  
Female Swivel with  
Adapter to MPT

PART No.	HOSE	MPT
B368A-6B	3/8	1/4
B368A-6C	3/8	3/8
B368A-6D	3/8	1/2
B368A-8C	1/2	3/8
B368A-8D	1/2	1/2

PART No.	HOSE
B366A-6	3/8
B366A-8	1/2

PART No.	HOSE	MPT
389A-6B	3/8	1/4
389A-6C	3/8	3/8
389A-6D	3/8	1/2
389A-8C	1/2	3/8
389A-8D	1/2	1/2

F



**378A**  
Male Hose  
Connector  
with Spring Guard



**376A**  
Female Swivel  
with  
Spring Guard



**399A**  
Female Swivel  
with Adapter  
& Spring Guard  
to MPT

PART No.	HOSE	MPT
378A-6B	3/8	1/4
378A-6C	3/8	3/8
378A-6D	3/8	1/2
378A-8C	1/2	3/8
378A-8D	1/2	1/2

PART No.	HOSE
376A-6	3/8
376A-8	1/2

PART No.	HOSE	MPT
399A-6B	3/8	1/4
399A-6C	3/8	3/8
399A-6D	3/8	1/2
399A-8C	1/2	3/8
399A-8D	1/2	1/2

ID.

# Split Ring Transmission Air Brake



**60TF**  
Sleeve

PART No.	TUBE
60TF-2	1/8
60TF-2.5	5/32
60TF-3	3/16



**61TF**  
Nut

PART No.	TUBE
61TF-2	1/8
61TF-2.5	5/32



**62TF**  
Union

PART No.	TUBE
62TF-2	1/8
62TF-2.5	5/32

F



**68TF**  
Male Connector

PART No.	TUBE	MPT
68TF-2X	1/8	1/16
68TF-2A	1/8	1/8
68TF-2.5X	5/32	1/16
68TF-2.5A	5/32	1/8



**69TF**  
90° Male Elbow

PART No.	TUBE	MPT
69TF-2X	1/8	1/16
69TF-2A	1/8	1/8
69TF-2.5A	5/32	1/8



# L.P. Gas Adapter P.O.L.

T.O.C.



**POL-LN**  
Large Hex Nut

PART No.	LEFT HAND THREAD	HEX
POL-LN	.880-14	1-1/8"



**POL-N**  
Standard Hex Nut

PART No.	LEFT HAND THREAD	HEX
POL-N	.880-14	7/8"



**POL-U2**  
45° Male Flare Adapter

PART No.	POL	MALE FLARE
POL-U2-6	.880-14	3/8
POL-U2-8	.880-14	1/2
POL-U2-10	.880-14	5/8



**POL-LTPH**  
Adapter

PART No.	POL	MPT
POL-LTPH	1/4	1/4



**POL-P2**  
Plug

PART No.	LEFT HAND THREAD
POL-P2	.880-14



**POL-U3**  
Female Adapter

PART No.	POL	FPT
POL-U3B	.880-14	1/4

G



**POL-N5**  
Cap

PART No.	LEFT HAND THREAD
POL-N5	.880-14



**POL-NLTP**  
Nut & Tailpiece  
Assembly

PART No.	LEFT HAND THREAD	HEX	MPT
POL-NLTP	.880-14	7/8"	1/4
ASSEMBLED FROM			
POL-N	.880-14	7/8"	
POL-LTPH			1/4



ID.



**W1**  
Male Water Inlet  
Assembly Swivel

PART No.	FGHT	MPT
W1-B	3/4	1/4
W1-C	3/4	3/8
W1-D	3/4	1/2
W1-E	3/4	3/4



**GHN1**  
Round Nut

PART No.	GHT	OUTSIDE DIMENSION
GHN1	3/4	1-3/16"



**18A**  
Female Adapter

PART No.	MGHT	FPT
18A-12D	3/4	1/2
18A-12E	3/4	3/4
18A-12F	3/4	1



**W1-CX**  
Male Water Inlet  
Swivel Assembly  
Long

PART No.	FGHT	MPT
W1-CX	3/4	3/8



**GHN1-H**  
Hex Nut

PART No.	GHT	OUTSIDE DIMENSION
GHN1-H	3/4	1-1/4"



**18A**  
Short Female  
Adapter

PART No.	MGHT	FPT
18A-12B	3/4	1/4
18A-12C	3/4	3/8
18AS-12D	3/4	1/2



**5A**  
Female Adapter  
Rigid

PART No.	FGHT	FPT
5A-12A	3/4	1/8
5A-12B	3/4	1/4
5A-12C	3/4	3/8
5A-12D	3/4	1/2
5A-12E	3/4	3/4



**GHN1-HC**  
Cut Hex Nut

PART No.	GHT	OUTSIDE DIMENSION
GHN1-HC	3/4	1-1/4"



**19A**  
Male Connector

PART No.	MGHT	MPT
19A-12C	3/4	3/8
19A-12D	3/4	1/2
19AF-12DE Tapped 1/2" FPT	3/4	3/4
19A-12E	3/4	3/4
19A-12F	3/4	1



**5AS**  
Female Adapter  
Swivel

PART No.	FGHT	FPT
5AS-12D	3/4	1/2
5AS-12E	3/4	3/4



**GHN5**  
Round Cap


PART No.	GHT	OUTSIDE DIMENSION
GHN5	3/4	1-3/16"

H



**20A**  
Female Adapter

PART No.	FGHT	MPT
20A-12C	3/4	3/8
20A-12D	3/4	1/2
20A-12E	3/4	3/4
20A-12ED Tapped 1/2" FPT	3/4	3/4



**500GHV**  
Valve

PART No.	MGHT	FGHT
500GHV	3/4	3/4



**23A**  
Male Coupling

PART No.	MGHT	MGHT
23A-12	3/4	3/4
23A-16	1 MPT	3/4



**PSN76**  
Cone Nozzle

PART No.	FGHT
PSN76	2.0"



**22A**  
Female Coupling  
Rigid

PART No.	FGHT	FGHT
22A-12	3/4	3/4



**ECD**  
Cooler Drain  
Panel Mount

PART No.	FPT
ECD-D	1/2



**21A**  
Hose Wye

PART No.	MGHT	MGHT	FGHT
21A-12	3/4	3/4	3/4



**22AS**  
Female Coupling  
Swivel

PART No.	FGHT	FGHT
22AS-12E	3/4	3/4



**GH-W**  
Washer

PART No.	HOSE
GH-W	3/4



**21AV**  
Valved Hose Wye

PART No.	MGHT	MGHT	FGHT
21AV-12	3/4	3/4	3/4



**201GH**  
Male Hose Barb

PART No.	HOSE	MGHT	SHANK LENGTH
201GH-6E	3/8	3/4	0.87"
201GH-8E	1/2	3/4	0.97"
201GH-10E	5/8	3/4	0.97"
201GH-12E	3/4	3/4	0.87"



**202GHS**  
Hose Barb Set  
Round Knurled Swivel Nut

PART No.	HOSE	M/F GHT	SHANK LENGTH	OAL
202GHS-66	3/8	3/4	0.97"	2.75"
202GHS-88	1/2	3/4	0.97"	2.91"
202GHS-1010	5/8	3/4	0.97"	2.99"
202GHS-1212	3/4	3/4	0.97"	2.83"



**202GSHS**  
Hose Barb Set  
Hex Swivel Nut

PART No.	HOSE	M/F GHT	SHANK LENGTH	OAL
202GSHS-66	3/8	3/4	1.19"	3.37"
202GSHS-88	1/2	3/4	1.19"	3.34"
202GSHS-1010	5/8	3/4	1.19"	3.34"
202GSHS-1212	3/4	3/4	1.19"	3.34"
202GSHS-1616	1	1	1.19"	4.13"



**201GH-\*X**  
Male Hose Barb  
Long Shanks

PART No.	HOSE	MGHT	SHANK LENGTH
201GH-6EX	3/8	3/4	1.19"
201GH-8EX	1/2	3/4	1.19"
201GH-10EX	5/8	3/4	1.19"
201GH-12EX	3/4	3/4	1.19"
201GH-16EX	1	3/4	1.19"
201GH-16FX	1	1	1.50"



**202GHS-\*X**  
Hose Barb Set  
Round Knurled Swivel Nut - Long Shanks

PART No.	HOSE	M/F GHT	SHANK LENGTH	OAL
202GHS-8X	1/2	3/4	2.0"	X.XX"
202GHS-10X	5/8	3/4	2.0"	X.XX"
202GHS-12X	3/4	3/4	2.0"	X.XX"
202GHS-16X	1	1	2.0"	X.XX"



**202GSHS-\*XL**  
Hose Barb Set  
Hex Swivel Nut  
Extra Long Shanks

PART No.	HOSE	M/F GHT	SHANK LENGTH	OAL
202GSHS-8XL	1/2	3/4	2.0"	5.06"
202GSHS-10XL	5/8	3/4	2.0"	5.06"
202GSHS-12XL	3/4	3/4	2.0"	5.06"
202GSHS-16XL	1	1	2.0"	5.25"



**201GH-\*XL**  
Male Hose Barb  
Extra Long Shanks

PART No.	HOSE	MGHT	SHANK LENGTH
201GH-8EXL	1/2	3/4	2.0"
201GH-10EXL	5/8	3/4	2.0"
201GH-12EXL	3/4	3/4	2.0"
201GH-16FXL	1	1	2.0"



**209GHS**  
Female Hose Barb  
Round Nut  
Standard Shank

PART No.	HOSE	FGHT	SHANK LENGTH
209GHS-4E	1/4	3/4	0.97"
209GHS-6E	3/8	3/4	0.97"
209GHS-8E	1/2	3/4	0.87"
209GHS-10E	5/8	3/4	0.97"
209GHS-12E	3/4	3/4	1.07"



**209GHS-\*H**  
Female Hose Barb  
Hex Nut  
Standard Shank

PART No.	HOSE	FGHT	SHANK LENGTH
209GHS-6EH	3/8	3/4	1.19"
209GHS-8EH	1/2	3/4	1.19"
209GHS-10EH	5/8	3/4	1.19"
209GHS-12EH	3/4	3/4	1.19"
209GHS-16EH	1	3/4	1.19"
209GHS-16FH	1	1	1.19"



**209GHS-\*B**  
Hose Barb Stem  
No Nut  
Standard Shank Only

PART No.	HOSE	SHANK LENGTH
209GHS-6EB	3/8	1.19"
209GHS-8EB	1/2	1.19"
209GHS-10EB	5/8	1.19"
209GHS-12EB	3/4	1.19"



**209GHS-\*X**  
Female Hose Barb  
Round Nut  
Long Shank

PART No.	HOSE	FGHT	SHANK LENGTH
209GHS-6EX	3/8	3/4	2.0"
209GHS-8EX	1/2	3/4	2.0"
209GHS-10EX	5/8	3/4	2.0"
209GHS-12EX	3/4	3/4	2.0"



**209GHS-\*HXL**  
Female Hose Barb  
Hex Nut  
Extra Long Shank

PART No.	HOSE	FGHT	SHANK LENGTH
209GHS-8EHXL	1/2	3/4	2.0"
209GHS-10EHXL	5/8	3/4	2.0"
209GHS-12EHXL	3/4	3/4	2.0"
209GHS-16EHXL	1	3/4	2.0"
209GHS-16FHXL	1	1	2.0"



**209GHS-\*BX**  
Hose Barb Stem  
No Nut  
Long Shank Only

PART No.	HOSE	SHANK LENGTH
209GHS-8EBX	1/2	2.0"
209GHS-10EBX	5/8	2.0"
209GHS-12EBX	3/4	2.0"





# CHAMPION BRASS

FITTINGS • CONNECTORS • ACCESSORIES



**201A**  
Rigid Male

PART No.	HOSE	MPT
201A-2A	1/8	1/8
201A-2B	1/8	1/4
201A-3A	3/16	1/8
201A-3B	3/16	1/4
201A-4X	1/4	1/16
201A-4A	1/4	1/8
201A-4B	1/4	1/4
201A-4C	1/4	3/8
201A-4D	1/4	1/2
201A-5A	5/16	1/8
201A-5B	5/16	1/4
201A-5C	5/16	3/8
201A-5D	5/16	1/2
201A-6A	3/8	1/8
201A-6B	3/8	1/4
201A-6C	3/8	3/8
201A-6D	3/8	1/2
201A-6E	3/8	3/4
201A-7B	7/16	1/4
201A-8A	1/2	1/8
201A-8B	1/2	1/4
201A-8C	1/2	3/8
201A-8D	1/2	1/2
201A-8E	1/2	3/4
201A-10C	5/8	3/8
201A-10D	5/8	1/2
201A-10E	5/8	3/4
201A-12C	3/4	3/8
201A-12D	3/4	1/2
201A-12E	3/4	3/4
201A-12F	3/4	1
201A-16D	1	1/2
201A-16E	1	3/4
201A-16F	1	1
201A-20F	1 1/4	1



**201AS**  
Male Swivel

PART No.	HOSE	MPT
201AS-3A	3/16	1/8
201AS-3B	3/16	1/4
201AS-4A	1/4	1/8
201AS-4B	1/4	1/4
201AS-6B	3/8	1/4
201AS-6C	3/8	3/8
201AS-8C	1/2	3/8
201AS-8D	1/2	1/2
201AS-12E	3/4	3/4
201AS-16F	1	1



**209A**  
Rigid Female Pipe

PART No.	HOSE	FPT
209A-2A	1/8	1/8
209A-2B	1/8	1/4
209A-3A	3/16	1/8
209A-3B	3/16	1/4
209A-4A	1/4	1/8
209A-4B	1/4	1/4
209A-4C	1/4	3/8
209A-4D	1/4	1/2
209A-5A	5/16	1/8
209A-5B	5/16	1/4
209A-5C	5/16	3/8
209A-6A	3/8	1/8
209A-6B	3/8	1/4
209A-6C	3/8	3/8
209A-6D	3/8	1/2
209A-6E	3/8	3/4
209A-8B	1/2	1/4
209A-8C	1/2	3/8
209A-8D	1/2	1/2
209A-8E	1/2	3/4
209A-10C	5/8	3/8
209A-10D	5/8	1/2
209A-10E	5/8	3/4
209A-12D	3/4	1/2
209A-12E	3/4	3/4
209A-16E	1	3/4
209A-16F	1	1



**201BF**  
Male 45° Flare

PART No.	HOSE	FLARE
201BF-34	3/16	1/4
201BF-44	1/4	1/4
201BF-46	1/4	3/8
201BF-55	5/16	5/16
201BF-66	3/8	3/8
201BF-68	3/8	1/2
201BF-88	1/2	1/2



**203A**  
Rigid Tube Shank

PART No.	HOSE	TUBE
203A-64	3/8	1/4





**209AF**  
Female Pipe  
NPTF Swivel

PART No.	HOSE	FPT
209AF-4B	1/4	1/4
209AF-6B	3/8	1/4
209AF-6C	3/8	3/8
209AF-8C	1/2	3/8
209AF-8D	1/2	1/2



**209ASF**  
Female 45° SAE  
Swivel

PART No.	HOSE	FEM SAE
209ASF-33	3/16	3/16
209ASF-34	3/16	1/4
209ASF-36	3/16	3/8
209ASF-44	1/4	1/4
209ASF-45	1/4	5/16
209ASF-46	1/4	3/8
209ASF-55	5/16	5/16
209ASF-56	5/16	3/8
209ASF-66	3/8	3/8
209ASF-68	3/8	1/2
209ASF-88	1/2	1/2
209ASF-810	1/2	5/8
209ASF-1212	3/4	3/4



**209AFSG**  
Female NPSM  
Swivel  
With Gasket

PART No.	HOSE	FEM NPSM
209AFSG-2A	1/8	1/8
209AFSG-3A	3/16	1/8
209AFSG-3B	3/16	1/4
209AFSG-4A	1/4	1/8
209AFSG-4B	1/4	1/4
209AFSG-4C	1/4	3/8
209AFSG-5B	5/16	1/4
209AFSG-6B	3/8	1/4
209AFSG-6C	3/8	3/8
209AFSG-6D	3/8	1/2
209AFSG-8C	1/2	3/8
209AFSG-8D	1/2	1/2
209AFSG-8E	1/2	3/4
209AFSG-10E	5/8	3/4
209AFSG-12E	3/4	3/4



**209AS**  
Female Pipe  
Swivel  
Straight Thread - Ball Seat

PART No.	HOSE	FPT
209AS-2A	1/8	1/8
209AS-3A	3/16	1/8
209AS-3B	3/16	1/4
209AS-4A	1/4	1/8
209AS-4B	1/4	1/4
209AS-4C	1/4	3/8
209AS-5B	5/16	1/4
209AS-5C	5/16	3/8
209AS-6B	3/8	1/4
209AS-6C	3/8	3/8
209AS-6D	3/8	1/2
209AS-8C	1/2	3/8
209AS-8D	1/2	1/2
209AS-12E	3/4	3/4



**209ASF-\*C**  
Crimped Nut  
Female 45° SAE  
Swivel

PART No.	HOSE	FEM SAE
209ASF-34C	3/16	1/4
209ASF-44C	1/4	1/4
209ASF-88C	1/2	1/2



**209ASJ**  
Female 37° JIC  
Swivel

PART No.	HOSE	FEM JIC
209ASJ-46	1/4	3/8
209ASJ-56	5/16	3/8
209ASJ-66	3/8	3/8
209ASJ-1212	3/4	3/4
209ASJ-1616	1	1



**209ASJ-\*C**  
Crimped Nut  
Female 37° JIC  
Swivel

PART No.	HOSE	FEM JIC
209ASJ-66C	3/8	3/8
209ASJ-1212C	3/4	3/4



# CHAMPION BRASS

FITTINGS • CONNECTORS • ACCESSORIES



**HE1**  
90° Male Elbow  
FORGED

PART No.	HOSE	MPT
HE1-3A	3/16	1/8
HE1-3B	3/16	1/4
HE1-4A	1/4	1/8
HE1-4B	1/4	1/4
HE1-4C	1/4	3/8
HE1-5A	5/16	1/8
HE1-5B	5/16	1/4
HE1-5C	5/16	3/8
HE1-6A	3/8	1/8
HE1-6B	3/8	1/4
HE1-6C	3/8	3/8
HE1-6D	3/8	1/2
HE1-8B	1/2	1/4
HE1-8C	1/2	3/8
HE1-8D	1/2	1/2
HE1-10C	5/8	3/8
HE1-10D	5/8	1/2
HE1-10E	5/8	3/4
HE1-12D	3/4	1/2
HE1-12E	3/4	3/4
HE1-16E	1	3/4
HE1-16F	1	1



**HE1-45**  
45° Male Elbow  
FORGED

PART No.	HOSE	MPT
HE1-45-4A	1/4	1/8
HE1-45-4B	1/4	1/4
HE1-45-5A	5/16	1/8
HE1-45-5B	5/16	1/4
HE1-45-6A	3/8	1/8
HE1-45-6B	3/8	1/4
HE1-45-6C	3/8	3/8
HE1-45-8B	1/2	1/4
HE1-45-8C	1/2	3/8
HE1-45-8D	1/2	1/2
HE1-45-10C	5/8	3/8
HE1-45-12D	3/4	1/2



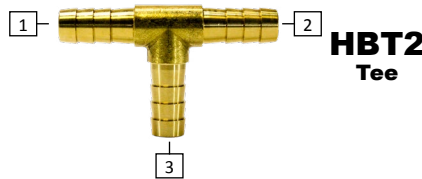
**HE3**  
90° Female Elbow

PART No.	HOSE	FPT
HE3-4A	1/4	1/8
HE3-4B	1/4	1/4
HE3-6B	3/8	1/4
HE3-6C	3/8	3/8
HE3-8B	1/2	1/4
HE3-8C	1/2	3/8
HE3-8D	1/2	1/2
HE3-12E	3/4	3/4



**HM**  
Hose Mender

PART No.	HOSE	HOSE
HM-2	1/8	
HM-3	3/16	
HM-4	1/4	
HM-5	5/16	
HM-6	3/8	
HM-8	1/2	
HM-10	5/8	
HM-12	3/4	
HM-16	1	
HM-42	1/4	1/8
HM-54	5/16	1/4
HM-64	3/8	1/4
HM-65	3/8	5/16
HM-86	1/2	3/8
HM-106	5/8	3/8
HM-108	5/8	1/2
HM-128	3/4	1/2
HM-1210	3/4	5/8
HM-1612	1	3/4



**HBT2**  
Tee

PART No.	HOSE (1)	HOSE (2)	HOSE (3)
HBT2-2	1/8		
HBT2-3	3/16		
HBT2-4	1/4		
HBT2-5	5/16		
HBT2-6	3/8		
HBT2-8	1/2		
HBT2-10	5/8		
HBT2-12	3/4		
HBT2-442	1/4	1/4	1/8
HBT2-664	3/8	3/8	1/4
HBT2-886	1/2	1/2	3/8

# Hose Barb & Mini Barb

T.O.C.



**HM-90**  
90° Hose Mender

PART No.	HOSE	HOSE
HM-90-2	1/8	
HM-90-3	3/16	
HM-90-4	1/4	
HM-90-5	5/16	
HM-90-6	3/8	
HM-90-8	1/2	
HM-90-10	5/8	
HM-90-12	3/4	
HM-90-64	3/8	1/4
HM-90-86	1/2	3/8




**62MB**  
Mini Barb Union

PART No.	HOSE
62MB-4	1/4
62MB-6	3/8



**62MBH**  
Mini Barb Bulkhead

PART No.	HOSE
62MBH-4	1/4



**64MB**  
Mini Barb Tee

PART No.	HOSE
64MB-4	1/4
64MB-6	3/8



**68MB**  
Mini Barb

PART No.	HOSE	MPT
68MB-4A	1/4	1/8
68MB-4B	1/4	1/4



**69MB**  
Mini Barb  
90° Elbow

PART No.	HOSE	MPT
69MB-4A	1/4	1/8
69MB-4B	1/4	1/4



ID.

**We can stock to your needs!**

# Beaded Hose Barb



**201AB**  
Beaded Rigid Male



**205AB**  
Beaded Rigid Male  
to Inverted Flare



**HE1B**  
90° Beaded  
Male Elbow

PART No.	HOSE	MPT
201AB-3A	3/16	1/8
201AB-4A	1/4	1/8
201AB-4B	1/4	1/4
201AB-5A	5/16	1/8
201AB-5B	5/16	1/4
201AB-6A	3/8	1/8
201AB-6B	3/8	1/4
201AB-6C	3/8	3/8
201AB-8B	1/2	1/4
201AB-8C	1/2	3/8
201AB-8D	1/2	1/2
201AB-10C	5/8	3/8
201AB-10D	5/8	1/2
201AB-12D	3/4	1/2
201AB-12E	3/4	3/4
201AB-16E	1	3/4

PART No.	HOSE	INV. FLARE
205AB-54	5/16	1/4
205AB-55	5/16	5/16
205AB-56	5/16	3/8

PART No.	HOSE	MPT
HE1B-4A	1/4	1/8
HE1B-5A	5/16	1/8
HE1B-5B	5/16	1/4
HE1B-6A	3/8	1/8
HE1B-6B	3/8	1/4
HE1B-6C	3/8	3/8
HE1B-8B	1/2	1/4
HE1B-8C	1/2	3/8
HE1B-10B	5/8	1/4
HE1B-10C	5/8	3/8
HE1B-10D	5/8	1/2
HE1B-12D	3/4	1/2
HE1B-12E	3/4	3/4



**205AB-90**  
90° Beaded Elbow  
to Inverted Flare

PART No.	HOSE	INV. FLARE
205AB-90-44	1/4	1/4
205AB-90-45	1/4	5/16
205AB-90-55	5/16	5/16
205AB-90-66	3/8	3/8

I

## THREAD SEALANT OPTIONS ARE AVAILABLE



Many thread sealant parts are currently in-stock and ready to ship!

Do you have a part that needs sealant? Give us a call!

Better than teflon tape & pipe dope! Let us add value to your customers.

# Grip - On Locking Hose Barb

T.O.C.



**301**  
Rigid Male

PART No.	HOSE	MPT
301-42	1/4	1/8
301-44	1/4	1/4
301-46	1/4	3/8
301-52	5/16	1/8
301-54	5/16	1/4
301-62	3/8	1/8
301-64	3/8	1/4
301-66	3/8	3/8
301-68	3/8	1/2
301-612	3/8	3/4
301-84	1/2	1/4
301-86	1/2	3/8
301-88	1/2	1/2
301-812	1/2	3/4
301-106	5/8	3/8
301-108	5/8	1/2
301-1012	5/8	3/4
301-128	3/4	1/2
301-1212	3/4	3/4
301-1612	1	3/4
301-1616	1	1



**302**  
45° Male Flare

PART No.	HOSE	FLARE
302-44	1/4	1/4
302-45	1/4	5/16
302-55	5/16	5/16
302-66	3/8	3/8
302-68	3/8	1/2
302-88	1/2	1/2
302-108	5/8	1/2
302-1010	5/8	5/8
302-1210	3/4	5/8
302-1212	3/4	3/4



**304**  
Hose Splicer

PART No.	HOSE
304-44	1/4
304-55	5/16
304-66	3/8
304-88	1/2
304-1010	5/8
304-1212	3/4
304-1616	1



**303**  
Rigid Tube Shank

PART No.	HOSE	TUBE
303-43	1/4	3/16
303-44	1/4	1/4
303-45	1/4	5/16
303-66	3/8	3/8
303-88	1/2	1/2
303-1010	5/8	5/8
303-1212	3/4	3/4



**305**  
Male Inverted Flare  
Swivel

PART No.	HOSE	INV. FLARE
305-43	1/4	3/16
305-44	1/4	1/4
305-45	1/4	5/16
305-54	5/16	1/4
305-55	5/16	5/16
305-56	5/16	3/8
305-65	3/8	5/16
305-66	3/8	3/8
305-88	1/2	1/2
305-1010	5/8	5/8



**301S**  
Male  
Swivel

PART No.	HOSE	MPT
301S-42	1/4	1/8
301S-44	1/4	1/4
301S-64	3/8	1/4
301S-66	3/8	3/8
301S-86	1/2	3/8
301S-88	1/2	1/2
301S-108	5/8	1/2



ID.



**306**  
**Female**  
**Inverted Flare**

PART No.	HOSE	INV. FLARE
306-43	1/4	3/16
306-44	1/4	1/4
306-45	1/4	5/16
306-65	3/8	5/16
306-66	3/8	3/8
306-88	1/2	1/2



**308**  
**37° Female JIC**  
 Swivel

PART No.	HOSE	Fem. JIC
308-46	1/4	3/8
308-56	5/16	3/8
308-66	3/8	3/8
308-86	1/2	3/8
308-88	1/2	1/2
308-1212	3/4	3/4
308-1616	1	1



**3099**  
**Rigid Female Pipe**

PART No.	HOSE	FPT
3099-42	1/4	1/8
3099-44	1/4	1/4
3099-46	1/4	3/8
3099-52	5/16	1/8
3099-54	5/16	1/4
3099-62	3/8	1/8
3099-64	3/8	1/4
3099-66	3/8	3/8
3099-68	3/8	1/2
3099-84	1/2	1/4
3099-86	1/2	3/8
3099-88	1/2	1/2
3099-812	1/2	3/4
3099-108	5/8	1/2
3099-128	3/4	1/2
3099-1212	3/4	3/4
3099-1616	1	1



**307**  
**45° Female SAE**  
 Swivel

PART No.	HOSE	Fem. SAE
307-46	1/4	3/8
307-56	5/16	3/8
307-66	3/8	3/8
307-86	1/2	3/8
307-1212	3/4	3/4



**309**  
**45° / 37° Dual-Angle**  
**Female Flare**  
 Swivel

PART No.	HOSE	Fem. FLARE
309-44	1/4	1/4
309-45	1/4	5/16
309-55	5/16	5/16
309-65	3/8	5/16
309-68	3/8	1/2
309-88	1/2	1/2
309-810	1/2	5/8
309-108	5/8	1/2
309-1010	5/8	5/8
309-1210	3/4	5/8



**3099S**  
**Female NPSM**  
 Swivel  
 Straight Thread - Ball Seat

PART No.	HOSE	Fem. NPSM
3099S-42	1/4	1/8
3099S-44	1/4	1/4
3099S-46	1/4	3/8
3099S-64	3/8	1/4
3099S-66	3/8	3/8
3099S-68	3/8	1/2
3099S-88	1/2	1/2
3099S-812	1/2	3/4
3099S-1012	5/8	3/4
3099S-1212	3/4	3/4

# Grip On - Locking Hose Barb

T.O.C.



**310**  
37° Male JIC

PART No.	HOSE	Male JIC
310-44	1/4	1/4
310-46	1/4	3/8
310-66	3/8	3/8
310-88	1/2	1/2
310-1010	5/8	5/8
310-1212	3/4	3/4



**312**  
Female NPSM  
Swivel  
Gasket Seal

PART No.	HOSE	Fem. NPSM
312-42	1/4	1/8
312-44	1/4	1/4
312-64	3/8	1/4
312-66	3/8	3/8
312-68	3/8	1/2
312-88	1/2	1/2
312-108	5/8	1/2
312-1212	3/4	3/4



**317S**  
45° Female SAE  
Swivel  
Steel Fitting

PART No.	HOSE	Fem. SAE
317S-44	1/4	1/4
317S-66	3/8	3/8




**311**  
90° Male Elbow

PART No.	HOSE	MPT
311-42	1/4	1/8
311-44	1/4	1/4
311-52	5/16	1/8
311-54	5/16	1/4
311-62	3/8	1/8
311-64	3/8	1/4
311-66	3/8	3/8
311-68	3/8	1/2
311-86	1/2	3/8
311-88	1/2	1/2
311-128	3/4	1/2
311-1212	3/4	3/4



**318S**  
37° Female JIC  
Swivel  
Steel Fitting

PART No.	HOSE	Fem. JIC
318S-44	1/4	1/4
318S-66	3/8	3/8
318S-88	1/2	1/2
318S-1010	5/8	5/8
318S-1212	3/4	3/4



I

ID.

# Welding Hose




**209LWA**  
Acetylene Line  
Hose

PART No.	WELDING HOSE	LEFT HAND THREAD
209LWA-3	3/16	9/16-18
209LWA-4	1/4	9/16-18
209LWA-5	5/16	9/16-18
209LWA-6	3/8	9/16-18



**209RWA**  
Oxygen Line  
Hose

PART No.	WELDING HOSE	RIGHT HAND THREAD
209RWA-3	3/16	9/16-18
209RWA-4	1/4	9/16-18
209RWA-5	5/16	9/16-18
209RWA-6	3/8	9/16-18



**209LWA-NUT**  
Nut for 209LWA

PART No.	LEFT HAND THREAD
209LWA-NUT	9/16-18



**209RWA-NUT**  
Nut for 209RWA

PART No.	RIGHT HAND THREAD
209RWA-NUT	9/16-18



**209WA**  
Welding Hose Barb  
Stem  
NO NUT

PART No.	WELDING HOSE
209WA-3	3/16
209WA-4	1/4
209WA-5	5/16
209WA-6	3/8



**122LWA**  
Welding Hose  
Connector  
Acetylene Line

PART No.	MPT	LEFT HAND THREAD
122LWA-B	1/4	9/16-18
122LWA-C	3/8	9/16-18



**122RWA**  
Welding Hose  
Connector  
Oxygen Line

PART No.	MPT	RIGHT HAND THREAD
122RWA-A	1/8	9/16-18
122RWA-B	1/4	9/16-18
122RWA-C	3/8	9/16-18



## Needle Valves



**Needle Valve  
In-Line**

PART No.	FPT
31NV	1/8
32NV	1/4




**Needle Valve  
In-Line**

PART No.	COMP	MPT
101CP	1/4	1/8
101CP-4	1/4	1/4
143CP	3/8	1/4



**Needle Valve  
In-Line**

PART No.	MALE FLARE
110SAE	1/4
115SAE	3/8



**Needle Valve  
90° Elbow**

PART No.	COMP	MPT
103CC	1/4	1/8
103-4CC	1/4	1/4
203CC	5/16	1/8
303ACC	3/8	1/8
303CC	3/8	1/4




**Needle Valve  
90° Elbow**

PART No.	MALE FLARE	MPT
103SAE	1/4	1/8
203SAE	5/16	1/8
204SAE	5/16	1/4
303SAE	3/8	1/4



**Needle Valve  
In-Line**

PART No.	MPT
108MP	1/8
110MP	1/4



**Needle Valve  
In-Line**

PART No.	MPT	FPT
48NV	1/8	1/8
49NV	1/4	1/4



**Needle Valve  
In-Line**

PART No.	MALE FLARE	MPT
104SAE	1/4	1/8
105SAE	1/4	1/4
108SAE	3/8	1/4



**Needle Valve  
In-Line**

PART No.	COMP
106CC	1/4
107CC	5/16
113CC	3/8

J

ID.



**Mini-Ball Valves**



**350BV**  
Mini Ball Valve  
Brass  
Lever Handle

PART No.	FPT	MPT
350BV-J		1/8
350BV-L		1/4




**350BVR**  
Mini Ball Valve  
Brass  
Round Handle

PART No.	FPT	MPT
350BVR-J		1/8
350BVR-L		1/4



**351BV**  
Mini Ball Valve  
Brass  
Lever Handle

PART No.	MPT	MPT
351BV-J		1/8
351BV-L		1/4
351BV-N		3/8



**352BV**  
Mini Ball Valve  
Brass  
Lever Handle

PART No.	FPT	FPT
352BV-J		1/8
352BV-L		1/4
352BV-JXL	1/8	1/4



**357BV**  
Hose Barb Ball Valve  
Brass  
Lever Handle


PART No.	HOSE BARB	MPT
357BV-4J	1/4	1/8
357BV-4L	1/4	1/4
357BV-6L	3/8	1/4



**MBV-FF**  
Mini Ball Valve  
Chrome Plated

PART No.	FPT	FPT
MBV-FF-02		1/8
MBV-FF-04		1/4
MBV-FF-06		3/8
MBV-FF-08		1/2
MBV-FF-12		3/4

J



**MBV-MF**  
Mini Ball Valve  
Chrome Plated

PART No.	MPT	FPT
MBV-MF-02		1/8
MBV-MF-04		1/4
MBV-MF-06		3/8
MBV-MF-08		1/2

## Ball Valves



**362BV**  
Kantleak 2-Way  
Ball Valve  
Brass

PART No.	FPT	FPT
362BV-J	1/8	
362BV-L	1/4	
362BV-N	3/8	
362BV-P	1/2	



**392BV**  
Kantleak 2-Way  
90° Ball Valve  
Brass

PART No.	FPT	FPT
392BV-JXJ	1/8	
392BV-LXL	1/4	
392BV-NXN	3/8	
392BV-PXP	1/4	




**3222BV**  
Kantleak 3-Way  
Ball Valve  
Brass

PART No.	FPT	FPT	FPT
3222BV-JJXJ	1/8		
3222BV-LLXL	1/4		
3222BV-NNXN	3/8		
3222BV-PPXP	1/2		




**4122BV**  
Kantleak 4-Way  
Ball Valve  
Brass

PART No.	FPT
4122BV-LL	1/4




**FIG220-T**  
2-Piece Ball Valve  
600 WOG THD  
Brass

PART No.	FPT	FPT
FIG220-T-04	1/4	
FIG220-T-06	3/8	
FIG220-T-08	1/2	
FIG220-T-12	3/4	
FIG220-T-16	1	
FIG220-T-20	1 - 1/4	
FIG220-T-24	1 - 1/2	
FIG220-T-32	2	
FIG220-T-40	2 - 1/2	
FIG220-T-48	3	
FIG220-T-64	4	



**FIG220-T-(TH)**  
2-Piece Ball Valve  
600 WOG THD  
Brass, Tee Handle

PART No.	FPT	FPT
FIG220-T-08-TH	1/2	



**511L-200**  
Safety Exhaust  
Ball Valve  
Brass

PART No.	FPT	FPT
511L-200-04	1/4	
511L-200-06	3/8	
511L-200-08	1/2	
511L-200-12	3/4	
511L-200-16	1	



**FIG220-LDHL**  
Locking Handle  
for FIG220-T

PART No.	FOR FIG220-T SIZES
FIG220-LDHL	-04-06-08
FIG220-LDHL	-12-16
FIG220-LDHL	-20-24-32

J

ID.

# Truck & Special Duty Valves

## Truck Valves



**ABV1**  
Kantleak  
90° Ball Valve  
Pin Handle

PART No.	FPT	MPT
ABV1-B	1/4	
ABV1-C	3/8	
ABV1-D	1/2	



**Truck Valve**  
90° Elbow  
Round Handle

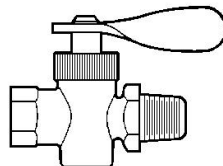
PART No.	MALE FLARE	MPT
7814X8X90	5/8	1/2

## Special Duty Valves



**Special Duty**  
In-Line

PART No.	FPT
32SD	1/4



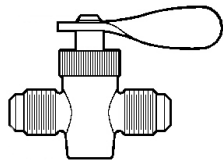
**Special Duty**  
In-Line

PART No.	FPT	MPT
103SD-2	1/8	1/8
103SD-4	1/4	1/4
103SD-6	3/8	3/8



**Special Duty**  
Four-Way

PART No.	FPT All Ends
114SD	1/4




**Special Duty**  
In-Line

PART No.	MALE FLARE
58SD	3/8



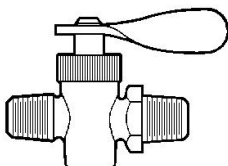
**Special Duty**  
Three-Way

PART No.	FPT All Ends
108SD-2	1/4
108SD-4	3/8
108SD-6	1/2



**Special Duty**  
Six-Way

PART No.	FPT All Ends	
	PORT 1, 2, 3	PORT 4, 5, 6
SP2483-CM	1/2	3/8



**Special Duty**  
In-Line

PART No.	MPT
77SD	1/4

# Special Service Valves

T.O.C.

## Special Service Valves




**Hose Valve**  
90° Elbow  
Round Handle

PART No.	HOSE I.D.	MPT	HANDLE
HV1-6C	3/8	3/8	Silver
HV1-8C	1/2	3/8	Red
HV1-10C	5/8	3/8	Silver
HV1-10D	5/8	1/2	Black
HV1-12C	3/4	3/8	Black
HV1-12D	3/4	1/2	Black



**Hose Valve**  
90° Elbow  
Round Handle

PART No.	HOSE I.D.	MPT	HANDLE
97V-10P	5/8	1/2	Silver



**Self-Tapping Valve**  
With Saddle  
Pin Handle

Clamp Range - 3/8" O.D. to 1.315" O.D.

PART No.	TUBE O.D.	MPT
104HV-ST	1/4	1/8



**Hose Valve**  
90° Elbow  
Pin Handle

PART No.	HOSE I.D.	MPT
HV1-PH-10C	5/8	3/8



**Oil Tank Valve**  
90° Elbow  
Round Handle

	PART No.	MPT	FPT	HANDLE
1	1W-66	3/8	3/8	Silver
2	1W-86	1/2	3/8	Red
3	1W-88	1/2	1/2	Black
4	8x57	Handle replacement for 1W-88		Black
5	6x59	Screw replacement for 1W-88		



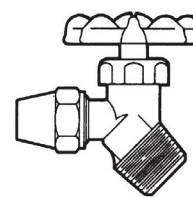
**Hose Barb Valve**  
90° Elbow  
Round Handle

PART No.	HOSE I.D.	MPT
HBV-6C	3/8	3/8



**Barrel Faucet Valve**  
Self-Closing  
Zinc Body - Nylon Seat

PART No.	MPT
G261	3/4



**Oil Tank Valve**  
45° Elbow  
Round Handle

PART No.	FLARE TUBE O.D.	MPT
5818X8	3/8	1/2
5818X12	3/8	3/4

J

ID.



**Air Cock Valves**



**BAC10**  
**Round Bibb**  
Tee Handle

PART No.	MPT	BIBB
BAC10-A	1/8	1/8
BAC10-B	1/4	1/4



**BAC13**  
**Hex Bibb**  
Lever Handle

PART No.	MPT	BIBB
BAC13-A	1/8	1/8
BAC13-B	1/4	1/4
BAC13-C	3/8	3/8
BAC13-D	1/2	1/2




**BAC16**  
**Nose Bibb**  
Tee Handle

PART No.	MPT	BIBB
BAC16-A	1/8	1/8
BAC16-B	1/4	1/4
BAC16-C	3/8	3/8
BAC16-D	1/2	1/2



**BAC11**  
**Hex Bibb**  
Tee Handle

PART No.	MPT	BIBB
BAC11-A	1/8	1/8
BAC11-B	1/4	1/4
BAC11-C	3/8	3/8
BAC11-D	1/2	1/2



**BAC14**  
**Hex MPT**  
Tee Handle


PART No.	MPT
BAC14-A	1/8
BAC14-B	1/4
BAC14-C	3/8
BAC14-D	1/2



**BAC17**  
**Nose Bibb**  
Lever Handle


PART No.	MPT	BIBB
BAC17-A	1/8	1/8
BAC17-B	1/4	1/4
BAC17-C	3/8	3/8
BAC17-D	1/2	1/2

**J**



**BAC12**  
**Round Bibb**  
Lever Handle

PART No.	MPT	BIBB
BAC12-A	1/8	1/8
BAC12-B	1/4	1/4



**BAC15**  
**Hex Bibb**  
Lever Handle

PART No.	MPT	BIBB
BAC15-A	1/8	1/8
BAC15-B	1/4	1/4
BAC15-C	3/8	3/8
BAC15-D	1/2	1/2

## Air Cock Valves



**BAC20**  
Round FPT  
Tee Handle

PART No.	FPT
BAC20-A	1/8
BAC20-B	1/4
BAC20-C	3/8
BAC20-D	1/2
HEAVY PATTERN	
BAC20H-B	1/4



**BAC22**  
Round FPT  
Lever Handle

PART No.	FPT
BAC22-A	1/8
BAC22-B	1/4
BAC22-C	3/8
BAC22-D	1/2
HEAVY PATTERN	
BAC22H-B	1/4



**BAC25**  
Hex MPT  
Tee Handle

PART No.	FPT	MPT HEX
BAC25-A	1/8	1/8
BAC25-B	1/4	1/4
BAC25-C	3/8	3/8
BAC25-D	1/2	1/2



**BAC21**  
Hex FPT  
Tee Handle

PART No.	FPT
BAC21-A	1/8
BAC21-B	1/4
BAC21-C	3/8
BAC21-D	1/2



**BAC23**  
Hex FPT  
Lever Handle

PART No.	FPT
BAC23-A	1/8
BAC23-B	1/4
BAC23-C	3/8
BAC23-D	1/2



**BAC26**  
Round MPT  
Lever Handle

PART No.	FPT	MPT ROUND
BAC26-A	1/8	1/8
BAC26-B	1/4	1/4
BAC26-C	3/8	3/8
BAC26-D	1/2	1/2



**BAC24**  
Round MPT  
Tee Handle

PART No.	FPT	MPT ROUND
BAC24-A	1/8	1/8
BAC24-B	1/4	1/4
BAC24-C	3/8	3/8
BAC24-D	1/2	1/2



**BAC27**  
Hex MPT  
Lever Handle

PART No.	FPT	MPT HEX
BAC27-A	1/8	1/8
BAC27-B	1/4	1/4
BAC27-C	3/8	3/8
BAC27-D	1/2	1/2



# Drain Cock Valves

## Drain Cock Valves



**Needle Drain  
Cock**  
Internal Seat

PART No.	MPT
200D	1/8
201D	1/4
202D	3/8



**Needle Drain  
Cock**  
Internal Seat

PART No.	MPT
300D	1/8
301D	1/4
302D	3/8



**Needle Drain  
Cock**  
with Extension  
External Seat

PART No.	MPT
421D	1/4



**Needle Drain  
Cock**  
with Hose Bib

PART No.	HOSE I.D.	MPT
201DH	3/8	1/4



**Needle Drain  
Cock**  
External Seat

PART No.	MPT
320D	1/8
321D	1/4
322D	3/8
323D	1/2




**T-Handle  
Drain Valve**

PART No.	MPT
37D	1/8
38D	1/4



**Drain Valve**  
W/ Fixed Cable

PART No.	MPT	CABLE
327-4	1/4	48"
327-5	1/4	60"



**Air Brake  
Drain Cock**

PART No.	MPT
40D	1/4



**Drain Valve**

PART No.	MPT
41D	1/8
42D	1/4
43D	3/8
44D	1/2

J



## Ground Plug Valves




**Ground Plug  
In-Line**

PART No.	MALE FLARE	MPT
27SAE	1/4	1/8
227SAE	1/4	1/4
57SAE	3/8	1/4
67SAE	1/2	3/8




**Ground Plug  
In-Line**

PART No.	FPT
31PC	1/8
32PC	1/4
40PC	3/8



**Ground Plug  
In-Line**

PART No.	COMP	MPT
27CC	1/4	1/8
227CC	1/4	1/4
57CC	3/8	1/4




**Ground Plug  
In-Line**

PART No.	MALE FLARE
28SAE	1/4
58SAE	3/8
68SAE	1/2



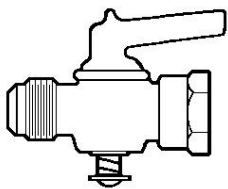
**Ground Plug  
In-Line**

PART No.	FPT	MPT
48PC	1/8	1/8
49PC	1/4	1/4
50PC	3/8	3/8



**Ground Plug  
In-Line**

PART No.	COMP
28CC	1/4
30CC	5/16
58CC	3/8



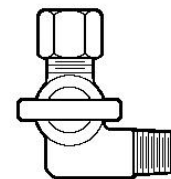
**Ground Plug  
In-Line**

PART No.	MALE FLARE	FPT
161SAE	3/8	1/2
163SAE	3/8	3/8
164SAE	1/2	1/2




**Ground Plug  
In-Line**

PART No.	MPT
76PC	1/8
77PC	1/4
78PC	3/8



**Ground Plug  
90° Elbow**

PART No.	COMP	MPT
89CCB	1/4	1/8



**Ground Plug  
In-Line**

PART No.	FPT	MPT
H130C-L	1/4	1/4

J

ID.



## Brass Ferrules

Heavy Gauge - Long Pattern  
for Crimping Rubber Hose & PVC Tubing



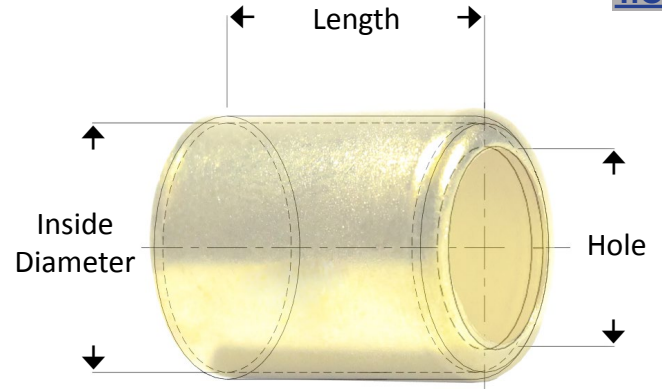
PART No.	Inside Diameter	Length	Hole Size	Crossover Part No.
FBL-0312	.312	.500	.225	
FBL-0340	.340	.750	.219	
FBL-0375	.375	.718	.265	
FBL-0400	.400	.718	.265	
FBL-0410-S	.410	.500	.265	
FBL-0425	.425	.718	.265	
FBL-0438	.438	.718	.325	
FBL-0450	.450	.718	.328	
FBL-0450-SP1-S	.450	.562	.343	
FBL-0466	.446	.675	.328	
FBL-0475	.475	.718	.328	
FBL-0478	.478	.687	.328	
FBL-0500	.500	.718	.328	
FBL-0500-SP1	.500	1.000	.343	
FBL-0500-SP2	.500	.500	.343	
FBL-0500-SP3	.500	1.000	.328	
FBL-0525	.525	.718	.406	
FBL-0525-SP3	.525	1.000	.375	
FBL-0525-SP5	.525	.560	.360	
FBL-0525-SP6	.525	.470	.360	
FBL-0531	.531	1.000	.375	
FBL-0550	.550	.718	.406	

PART No.	Inside Diameter	Length	Hole Size	Crossover Part No.
FBL-0560	.560	1.000	.375	
FBL-0560-SP1	.560	1.000	.437	
FBL-0560-SP2	.560	.750	.375	
FBL-0575	.575	.968	.406	
FBL-0593	.593	1.000	.437	
FBL-0600	.600	.968	.453	
FBL-0625	.625	.968	.453	
FBL-0625-SP4	.625	1.000	.437	
FBL-0640	.640	1.000	.437	
FBL-0650	.650	.968	.453	
FBL-0656	.656	1.000	.437	
FBL-0675	.675	.968	.500	
FBL-0690	.690	1.000	.500	
FBL-0700	.700	.968	.500	
FBL-0718-SP1	.718	1.000	.500	
FBL-0718-SP2	.718	1.000	.625	
FBL-0725	.725	.968	.500	
FBL-0750	.750	.968	.500	
FBL-0750-SP3	.750	1.000	.625	
FBL-0750-SP4	.750	1.000	.500	
FBL-0775	.775	.968	.593	
FBL-0775-SP2	.775	.531	.500	

K

## General Recommendations for Ferrules

1. Insert the hose barb into the hose and measure the hose O.D. (outside diameter) over the inserted hose barb, then add from .005" up to .025" to that measurement. Use that figure for the I.D. (inside diameter) of the ferrule.
2. Measure the O.D. of the hose barb being used and make sure the hole size allows for enough clearance.
3. Measure the barb length and allow for 0.50" to .100" extension of the barb's tail beyond the end of the ferrule.



PART No.	Inside Diameter	Length	Hole Size	Crossover Part No.
FBL-0781-SP1	.781	1.000	.500	
FBL-0781-SP2	.781	1.000	.625	
FBL-0800	.800	.968	.593	
FBL-0812	.812	1.000	.625	
FBL-0825	.825	.968	.687	
FBL-0825-SP2	.825	.546	.562	
FBL-0850	.850	.968	.687	
FBL-0850-SP1	.850	.968	.593	
FBL-0870	.870	1.000	.670	
FBL-0875	.875	.968	.750	
FBL-0875-SP1	.875	.843	.687	
FBL-0900	.900	.968	.750	
FBL-0900-SP2	.900	.875	.687	
FBL-0925	.925	.968	.750	
FBL-0937	.937	.875	.750	
FBL-0950	.950	.968	.750	
FBL-0975	.975	.968	.875	
FBL-0975-SP2	.975	.843	.687	
FBL-1000	1.000	.968	.875	
FBL-1000-SP2	1.000	.843	.687	
FBL-1025	1.025	.968	.875	
FBL-1050	1.050	.968	.875	

PART No.	Inside Diameter	Length	Hole Size	Crossover Part No.
FBL-1050-SP1	1.050	.843	.687	
FBL-1075	1.075	.968	.875	
FBL-1100	1.100	.968	.875	
FBL-1100-SP2	1.100	.843	.812	
FBL-1125	1.125	.968	.875	
FBL-1150	1.150	.968	.875	
FBL-1150-SP2	1.150	.843	.875	
FBL-1175	1.175	.968	.875	
FBL-1175-SP1	1.175	.875	.875	
FBL-1200	1.200	.968	1.000	
FBL-1200-SP2	1.200	.843	.875	
FBL-1225	1.225	.968	1.000	
FBL-1225-SP1	1.225	.968	.875	
FBL-1250	1.250	.968	1.000	
FBL-1325	1.325	.968	1.047	
FBL-1350	1.350	1.250	1.125	
FBL-1375	1.375	.875	1.125	
FBL-1425	1.425	.875	1.062	
FBL-1468	1.468	1.250	1.125	
FBL-1500	1.500	1.000	1.125	
FBL-1500-S	1.500	.875	1.125	
FBL-1550	1.550	.968	1.125	





**CL**  
Hose Clamp

PART No.	HOSE
CL-9	1/2
CL-13	3/4
CL-17	1
CL-23	1 - 3/8



**340AV**  
Air Vent  
Multi-Purpose

PART No.	MPT
340AV	1/8



**ASP**  
Brass Muffler  
40 Micron Sintered  
Bronze Element

PART No.	MPT
ASP-1	1/8
ASP-2	1/4
ASP-3	3/8
ASP-4	1/2



**66\*\*\*\***  
Hose  
Separator

PART No.	HOSE
663838	3/8
661212	1/2



**AF20307**  
Tube Cutter

PART No.	FOR TUBING
AF20307	1/8 TO 3/4

A razor sharp blade easily cuts plastic tubing and other types of non-wire reinforced hose.



**ASP-\*BV**  
Breather Vent  
40 Micron Sintered  
Metal Element

PART No.	MPT
ASP-1BV	1/8
ASP-2BV	1/4
ASP-3BV	3/8
ASP-4BV	1/2



**K**

## **Polyethylene Tubing**

PART No.	TUBE O.D.	TUBE I.D.	PACKAGE
PE4-100	1/4	.170	100
PE4-500	1/4	.170	500
PE4-1000	1/4	.170	1000
PE5-100	5/16	.190	100
PE5-500	5/16	.190	500
PE5-1000	5/16	.190	1000
PE6-100	3/8	.250	100
PE6-500	3/8	.250	500
PE6-1000	3/8	.250	1000
PE8-100	1/2	.375	100
PE8-250	1/2	.375	250

### **Available Colors**

N - Natural                      GN - Green  
 BLK - Black                      Y - Yellow  
 R - Red                              O - Orange  
 BL - Blue                           GY - Grey

Add color code in the middle of the part #

Example: 1/4 black PE tubing 100' roll


**PE4-BLK-100**

## **Nylon Air Brake Tubing - SAE J844**

PART No.	TUBE O.D.	TUBE I.D.	PACKAGE
NAB2-100	1/8	.080	100
NAB2-1000	1/8	.080	1000
NAB2.5-100	5/32	.076	100
NAB3-100	3/16	.117	100
NAB3-1000	3/16	.117	1000
NAB4-100	1/4	.170	100
NAB4-1000	1/4	.170	1000
NAB5-100	5/16	.232	100
NAB5-500	5/16	.232	500
NAB6-100	3/8	.250	100
NAB6-500	3/8	.250	500
NAB8-100	1/2	.375	100
NAB8-500	1/2	.375	500
NAB10-100	5/8	.440	100
NAB10-500	5/8	.440	500
NAB12-100	3/4	.566	100
NAB12-250	3/4	.566	250

## **Nylon 12 Tubing**

PART No.	TUBE O.D.	TUBE I.D.	PACKAGE
NY2-100	1/8	.080	100
NY2-500	1/8	.080	500
NY2-1000	1/8	.080	1000
NY2.5-100	5/32	.106	100
NY2.5-500	5/32	.106	500
NY2.5-1000	5/32	.106	1000
NY3-100	3/16	.137	100
NY3-500	3/16	.137	500
NY3-1000	3/16	.137	1000
NY4-100	1/4	.125	100
NY4-500	1/4	.125	500
NY4-1000	1/4	.125	1000
NY5-100	5/16	.323	100
NY5-500	5/16	.323	500
NY5-1000	5/16	.323	1000
NY6-100	3/8	.275	100
NY6-500	3/8	.275	500
NY6-1000	3/8	.275	1000
NY8-100	1/2	.375	100
NY8-250	1/2	.375	250
NY8-1000	1/2	.375	1000



PART No.	PAGE	PART No.	PAGE	PART No.	PAGE	PART No.	PAGE	PART No.	PAGE
100A	2	113RB	4-5	129FC-3	11	204SAE	79	261PF	32
100A-45	2	113XH	4-5	129FC-4	11	205AB	74	261PFB	32
100AF	2	114SD	82	129FC-4-XL	11	205AB-90	74	261PFN	32
101A	2	115SAE	79	129FC-5-STL	12	209A	70	262A	58
101AF	2	116A	6	129FC-6	12	209AF	71	262BH	58
101CP	79	116AF	6	129FC-7	12	209AS	71	262BHPP-SS	51
101CP-4	79	116AH	6	129FC-8	12	209ASF	71	262BHPPCDOT	55
102A	2	116AM	6	143CP	79	209ASF-*C	71	262BHPPDOT	52
102AF	2	116AMF	6	1484	59	209ASFG	71	262PF	32
103-4CC	79	117A	6	161A	24	209ASJ	71	262PP	34
103A	2	119A	7	161SAE	87	209ASJ-*C	71	262PP-SS	50
103AH	2	119AH	7	163SAE	87	209GHS	69	262PPC	37
103CC	79	120A	7	164SAE	87	209GHS-*B	69	262PPCDOT	55
103SAE	79	120AH	7	181A	29	209GHS-*BX	69	262PPDOT	52
103SD	82	120AH-BW	7	188A	29	209GHS-*H	69	262PPNI	42
104A	3	121A	7	189A	29	209GHS-*HXL	69	262PPNIC	46
104HV	83	121AS	7	18A	66	209GHS-*X	69	264A	58
104SAE	79	122A	8	19A	66	209LWA	78	264PF	32
105SAE	79	122AH	8	1W	83	209LWA-NUT	78	264PP	34
106CC	79	122AS	8	200D	86	209RWA	78	264PP-SS	50
107CC	79	122LWA	78	201A	70	209RWA-NUT	78	264PPC	37
108A	3	122RWA	78	201AB	74	209WA	78	264PPCDOT	55
108MP	79	123A	8	201AS	70	20A	67	264PPDOT	52
108SAE	79	123AH	8	201BF	70	21A	67	264PPNI	42
108SD	82	124A	8	201D	86	21AV	67	264PPNIC	46
109A	3	124AF	8	201DH	86	227CC	87	265A	58
109AS	3	127A	9	201GH	68	227SAE	87	265PF	32
109CS	3	127A-TAP	9	201GH-*X	68	22A	67	265PP	34
110A	3	127AF	9	201GH-*XL	68	22AS	67	265PP-SS	50
110AH	3	127BT	23	202D	86	23A	67	265PPC	37
110FB	3	128A	9	202GHS	68	252PP	34	265PPCDOT	55
110MP	79	129A	10	202GHS-*X	68	256PF	32	265PPDOT	52
110SAE	79	129A-Spec.	10	202GHS	68	259PF	32	265PPNI	42
111A	4	129AS	10	202GHS-*XL	68	260A	58	265PPNIC	46
112A	4-5	129AS-Spec.	10	203A	70	260PF	32	266A	58
113A	4-5	129FC-1	10	203CC	79	260PFB	32	266BHPPCDOT	55
113CC	79	129FC-2	10	203SAE	79	261A	58	266BHPPDOT	52

L


# PARTS INDEX

T.O.C.

PART No.	PAGE	PART No.	PAGE	PART No.	PAGE	PART No.	PAGE	PART No.	PAGE
266PF	33	270PPSNI	44	283PPC	40	311	77	40D	86
266PP	34	271A	59	283PPNI	45	312	77	40PC	87
266PP-SS	50	271PF	33	283PPNIC	48	317S	77	4122BV	81
266PPC	38	271PP	35	284PP	36	318S	77	41AS	16
266PPCDOT	55	271PPDOT	53	285PPC	41	31NV	79	41D	86
266PPDOT	52	271PPS	35	286PP	36	31PC	87	41IB	22
266PPNI	43	271PPS-SS	51	286PPNI	45	320D	86	41IP	22
266PPNIC	46	271PPSC	40	287PP	36	321D	86	41IS	22
268A	58	271PPSCDOT	56	287PP-SS	51	3222BV	81	41ISL	22
268PF	33	271PPSDOT	53	288PPSCDOT	57	322D	86	41ISP	22
268PP	34	271PPSNI	44	289PP	36	323D	86	421D	86
268PP-SS	50	271PPSNIC	48	289PP-SS	51	327	86	42D	86
268PPC	38	272A	59	289PPC	41	32NV	79	42I	22
268PPCDOT	55	272PF	33	289PPCDOT	57	32PC	87	43D	86
268PPDOT	52	272PP	36	289PPNI	45	32SD	82	44D	86
268PPNI	43	272PPDOT	54	28CC	87	350BV	80	44I	22
268PPNIC	47	272PPS	36	28SAE	87	350BVR	80	46I	22
269A	58	272PPS-SS	51	300D	86	351BV	80	47I	23
269PF	33	272PPSC	40	301	75	352BV	80	48I	22
269PP	35	272PPSCDOT	57	301D	886	357BV	80	48NV	79
269PPDOT	53	272PPSDOT	54	301S	75	360A	62	48PC	87
269PPNI	44	272PPSNI	45	302	75	361A	62	49I	23
269PPS	35	272PPSNIC	48	302D	86	361A-*G	62	49NV	79
269PPS-SS	50	277PF	33	303	75	362A	62	49PC	87
269PPSC	39	277PPDOT	54	303ACC	79	362BV	81	500GHV	67
269PPSCDOT	56	277PPSCDOT	57	303CC	79	366A	63	50I	23
269PPSDOT	53	277PPSDOT	54	303SAE	79	368A	63	50PC	87
269PPSNI	44	279A	59	304	75	371A	62	511L	81
269PPSNIC	47	279PPDOT	54	305	75	371AS	62	51I	23
270A	59	279PPSCDOT	57	306	76	376A	63	54I	23
270PF	33	279PPSDOT	54	307	76	378A	63	55I	23
270PP	35	27CC	87	308	76	37D	86	57CC	87
270PPDOT	53	27SAE	87	309	76	388A	63	57SAE	87
270PPS	35	282PF	33	3099	76	389A	63	5818	83
270PPSC	39	282PP	36	3099S	76	38D	86	58CC	87
270PPSCDOT	56	283PP	36	30CC	87	392BV	81	58SAE	87
270PPSDOT	53	283PP-SS	51	310	77	399A	63	58SD	82

L


ID.



PART No.	PAGE	PART No.	PAGE	PART No.	PAGE	PART No.	PAGE	PART No.	PAGE
59A	59	68SAE	87	970A	31	GHN1-HC	66	T4	19
5A	66	68TF	64	971A	31	GHN5	66	T9	9
5AS	66	6945A	26	972A	31	HBT2	72	TF1	18
60A	24	69A	27	97V	83	HBV	83	TF3	19
60AE	24	69AF	27	ABV	82	HE1	72	TR2	19
60AH	24	69MB	73	AF20307	90	HE1-45	72	U1	20
60AP	24	69NAB	61	ASP	90	HE1B	74	U2	20
60CP	24	69TF	64	ASP-*BV	90	HE3	72	U3	20
60NAB	59	70A	27	B1	20	HM	72	U4	21
60TF	64	70NAB	61	B2	21	HM-90	73	U5	21
61A	24	71A	28	B362A	62	HV1	83	U6CC	28
61NAB	60	71NAB	61	B366A	63	HV1-PH	83	UR2	20
61TF	64	72A	28	B368A	63	LN129A	12	UR3	21
62A	25	72NAB	61	BAC	84	LW129A	12	US3	21
62BH	25	76A	28	BAC	85	MBV-MF/FF	80	US4	21
62MB	73	76PC	87	C1	21	N1	16	W1	66
62MBH	73	77A	28	C2	21	N1-**	16	W1-CX	66
62NAB	60	77PC	87	CL	90	N2	16		
62NABH	60	77SD	82	DE3	14	N4	16	NAB Tubing	91
62TF	64	7814	82	E1	14	N5	18	NY2 Tubing	91
63NAB	59	78PC	87	E1-45	14	N5CT	28	PE Tubing	91
64A	25	7910/7911	23	E1-TAP	14	NS4	16		
64AF	25	79NAB	61	E1F	14	NSE1	16	Bulkhead	13
64MB	73	81LB	29	E2	15	NSR4	16	Quick Guide	
64NAB	60	89CCB	87	E3	15	P2	18		
65A	25	94I	23	E3F	15	POL- All Part #s	65	Flare Nut	17
65NAB	60	958PPC	41	E4	15	PSN76	67	Quick Guide	
66****	90	959PPC	41	ECD	67	RAB	62		
66A	26	961A	30	ER2	15	SP2483	82	Metric	49
66AS	26	962A	30	ES2	15	T1	18	Quick Guide	
66NAB	60	962BH	30	ES4	15	T12	9		
66NABH	60	964A	30	FBL	88-89	T13	19		
67SAE	87	965A	30	FIG220	81	T16	19		
68A	26	966A	30	G261	83	T1F	18		
68ATS	26	968A	31	GH-W	67	T2	18		
68MB	73	96945A	31	GHN1	66	T2F	18		
68NAB	60	969A	31	GHN1-H	66	T3	19		

L





**PARTS LIBRARY**

Alongside our catalog, we have a full library of part images and CAD drawings. Don't order the wrong part, give us a call!

***SAVE MONEY, SAVE TIME, AND REDUCE STRESS WITH AN AFFORDABLE, RELIABLE, AND EFFICIENT SUPPLIER!***

**ORDERING**


We offer no bag quantity, and no order minimums! With an in-stock inventory of over \$2 million, your order is ready to ship!



**SHIPPING**

With accuracy through barcode scanning and low minimums for free freight, we can provide same day shipping on orders received before 4:00 P.M. C.S.T.





# **CHAMPION BRASS**

**FITTINGS • CONNECTORS • VALVES**

**A**

**PIPE  
THREAD**

**B**

**SAE  
45° FLARE**

**C**

**COMPRESSION**

**D**

**PTC**

**E**

**D.O.T. PTC**

**F**

**AIR  
BRAKE**

**G**

**P.O.L.**

**H**

**GARDEN  
HOSE**

**I**

**HOSE  
BARB**

**J**

**VALVES**

**K**

**FERRULES,  
TUBES, & ACC.**

**L**

**NUMERICAL  
PARTS INDEX**

## **Champion Brass**

**600 E. Centre Park Blvd.  
DeSoto, TX 75115**

**4018 NE 112th Ave., Suite D-5  
Vancouver, WA 98682**

**Phone: 972.228.4341**

**Fax: 972.228.4407**

**Sales@championbrass.com**

**www.ChampionBrass.com**

